

ADVANTAGES

COMPATIBILITY

Of the range of Metalcraft Roofing roof profiles, these strips are compatible with Espan 470.

However, they can also be fitted to alternative roof profiles of similar dimensions. For best adhesion, we highly recommend a flat surface, rather than one with swages. There is some variability in the dimensions of similar profiles from other manufacturers, so bearing in mind the strip width is 394mm, the wider the sheet width, the better to minimise the impact of shading in morning and afternoons.

As well as petal roofing substrates, it is also possible to apply these Strips to a membrane roof surface. They are commonly applied to smooth surfaced membrane roofs overseas, and we have worked with our partners in this roofing segment to develop solutions for compatibility with textured finish membrane roofing also. Remember, CIGS technology is less pitch sensitive so has greater performance properties in flat or low pitch conditions than V panels.

FEATURES AND BENEFITS

The height of the solar cell portion of a strip is only 2.5mm (junction box is 17mm but concealed), and is adhered directly to the pan of the roof sheet, and is therefore one of the few truly Building Integrated Photovoltaic (BIPV) solutions available in the NZ market today. However, it also offers significant advantages in terms of its weight saving, wind resistance, and maintenance properties.

AESTHETIC BENEFITS: this technology offers significant as the array becomes virtually invisible on the roof in contrast to conventional solar modules that are mounted on a rail system atop the highest point of the roof profile. On a dark coloured roof, they are usually very hard to spot from the ground at all because the vertical ribs of espan conceal them from a lateral point of view; yet there is sufficient clearance from the ribs to minimise the risk of shade affecting output. On a low pitch roof, they are usually invisible from the ground, and even on a steeper pitch roof they can be hard to notice when used on a dark coloured roof.

The installation system also conceals all cabling beneath the ridge or head barge flashings, so there is no cabling visible which complements the integrated aspect of the product. Furthermore, this is paired with espan470 which is fast becoming Metalcraft's most desirable roof option among discerning architects and developers looking to add a design difference with a defined look. The outcome is a stunning roof with the added advantage of an integrated renewable energy source that does not compromise, but rather complements, the overall aesthetics of the project.

OTHER ADVANTAGES

WEIGHT SAVING: Another significant advantage of Solar Laminate strips is that they are significantly lighter than conventional Solar panel options (2.09kg/m² vs. 11.36kg/m²). This means any new or existing roof structure can easily handle the weight of even a significant array size.

This can be particularly relevant when retro fitting to commercial premises, that in the case of conventional panels may struggle to accommodate the far greater weight that an equivalent sized array may add to the building. In the case of older buildings additional costs may be incurred in reinforcing necessary to bear the weight of conventional Solar panels.

WEATHER RESISTANCE: because the strips are completely flush with the roof surface, they offer superior wind resistance properties. Conventional Solar panels are bracket mounted above the roof and so allow wind to get underneath and exert upwards pressure on the underside of the panels, which are over 1.6m long and 1.6m² each.

As the strips do not require the multiple penetrations necessary for the conventional panel mounting method, this means there is no risk of water ingress associated with the solar element of the roof when using Laminates. Furthermore, all related cabling is concealed and protected by being run under the ridge or head barge flashings.

The DC cable entry point to the structure is also under the flashings, and does not rely on a boot seal flashing and silicone, so there is literally no penetration required in the roof which is typical of conventional panel installation. This weather protection extends to the junction box on each strip which is also protected from water and UV exposure by the flashings.

MAINTENANCE: The use of Laminate strips also eliminates any complications arising from validating roofing material warranty cover, which requires 'unwashed areas' to be cleaned regularly. Access to do so with conventional Solar panels can be tricky at best. Because there are no metal parts to the Laminate strip system, in terms of mounting hardware and the frames of panels that can accumulate debris, there is far less risk of corrosion occurring over time. This means they are advantageous in areas of high salt exposure. Cleaning Laminate strips simply involves a wash with fresh water and a soft brush periodically.

LESS PITCH SENSITIVE: Although Laminate strips are slightly less efficient than Solar panels in most cases, the alternative CIGS technology employed by Solar Laminates is less sensitive to variations in pitch. Therefore, they are in fact comparatively more productive in low pitch conditions. Equally they perform better in steep pitch conditions and have been commonly used in wall cladding application overseas, which expands the scope for creative applications for designers.

WARRANTY

This product is supported by Metalcraft's standard 5-year workmanship warranty, and also a 10/25-year output warranty which means 90% output after 10 years and 80% output for the following 15 years.

PV Laminates can be fitted to both COLORSTEEL ENDURA or MAXX paint grade coating systems without compromising the NZ Steel material warranty

NB:

The strips cannot be modified/shortened, and cannot be draped over a ridge.

They are incompatible with Micro inverters.



For more information contact your local branch or our solar team direct
sales@metalcraftsolar.co.nz | 09 272 3373

WHANGAREI

42-44 Rewa Rewa Road, Whangarei
09 470 0870
sales.whangarei@metalcraftroofing.co.nz

AUCKLAND HOBSONVILLE

25 -27 Westpoint Drive, Hobsonville
Auckland
09 444 1813
orders.ns@metalcraftroofing.co.nz

AUCKLAND EAST TAMAKI

24-26 Trugood Drive East Tamaki, Auckland
09 273 2820
orders.akl@metalcraftroofing.co.nz

HAMILTON

9 Earthmover Cres, Burbush, Hamilton
07 849 3807
sales.hamilton@metalcraftroofing.co.nz

TAURANGA

42 Poturi St, Tauriko, Tauranga
07 575 7032
sales.tauranga@metalcraftroofing.co.nz

ROTORUA

15 Monokia Street, Rotorua
07 350 1138
sales.rotorua@metalcraftroofing.co.nz

NEW PLYMOUTH

218 De Havilland Drive, Bell Block, New Plymouth
06 755 2113
sales.newplymouth@metalcraftroofing.co.nz

PALMERSTON NORTH

76 Malden Street, Palmerston North
06 358 9149
sales.palmerston@metalcraftroofing.co.nz

HASTINGS

1454A Omahu Road, Hastings
06 873 9020
sales.hastings@metalcraftroofing.co.nz

WELLINGTON

201 Gracefield Rd, Seaview, Lower Hutt
04 566 2253
orders.wgtn@metalcraftroofing.co.nz

CHRISTCHURCH

85 Columbia Ave, Hornby, Christchurch
03 349 7350
sales.christchurch@metalcraftroofing.co.nz

CROMWELL

20 McNulty Road, Cromwell
03 445 4180
sales.cromwell@metalcraftroofing.co.nz



Sustainable Energy
Association New Zealand

Metalcraft Roofing are members of the Roofing Association, New Zealand the New Zealand Metal Roofing Manufacturers Incorporated, and the Sustainable Energy Association New Zealand.



INTEGRATED
LIGHTWEIGHT
SUPERIOR WEATHER RESISTANCE

SOLAFLEX

Integrated Solar solutions for your home



espan 470 with SolaFlex

PRODUCTS

We carry the recently released Third Generation of this product range, which includes a 290Watt module, and a 125Watt module. Both options are 348mm in width, however there is variation in the length. It is possible to 'mix and match' on roofs that could accommodate both lengths in different areas. There are some limitations to this however, so best to consult with one of our Solar team to discuss options.

SOLAFLEX 125W

Offering 125Watts per 2585mm strip. A great solar solution for homes with shorter roof sheet lengths that are becoming increasingly common.

SOLAFLEX 290W

The 290Watt option is 5,910mm in length, requires 100mm clearance from eave line, so 6000mm roof sheet length is the minimum for this product.

SOLAFLEX 500W

This product offers 500Watts for commercial applications, 2583mm long x 1292mm wide. This product is typically used on a flat smooth membrane, or adhered to a customised aluminium plate mounted to the roof.

ABOUT LAMINATES

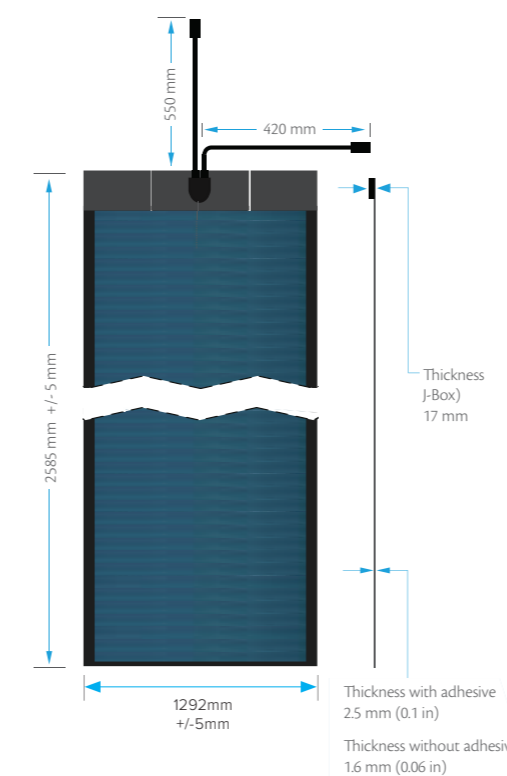
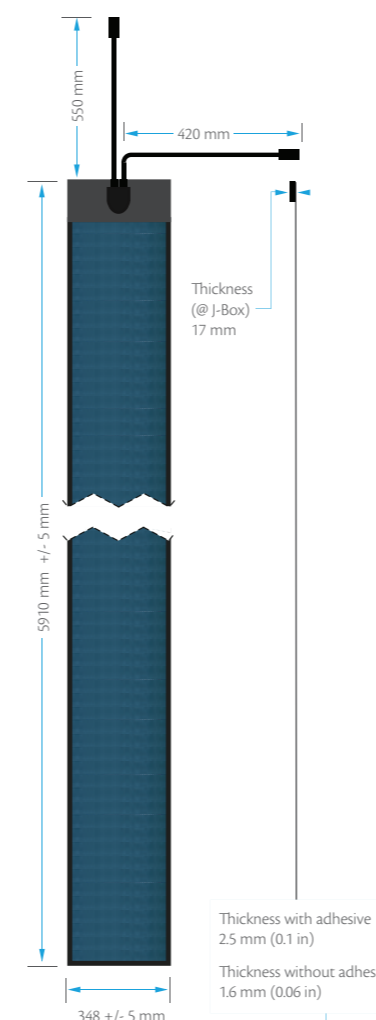

Solar Laminate strips are an innovative product offered by Metalcraft Solar to complement our espan® 470 roof system.

This is an alternate form of integrated Solar technology, which comes in the form of a flexible strip with an adhesive backing that adheres directly to the roof surface.

This is an alternative from of energy generation technology to Photovoltaic (PV) which is most common among conventional Solar modules. Instead Solar Laminates use CIGS (Copper indium gallium selenide). Solar cells made of this material is deposited as a very thin layer on the flexible backing strip which then has a coating of adhesive applied.

Because the material has a high absorption coefficient and strongly absorbs sunlight, a much thinner film is required than of other semiconductor materials.

The efficiency of Solar Laminates is between 16-17% (depending on the product), whereas conventional panels are around 18-20%. However, CIGS technology is known to be more effective in flat pitch conditions, and in vertical application such as wall cladding.



NB: 125W & 290W are stocked by Metalcraft in NZ and not ordered in on a job by job basis, so we can provide a rapid turnaround from quote acceptance to installation. Solaflex 500W is not a stocked product and so incur sa longer lead time for supply.

TECHNICAL DATA

Electrical performance at stc¹

			SOLAFLEX 125W	SOLAFLEX 290W
Nominal Power	P_{MPP}	[W]	125	290
Nominal Efficiency	η	[%]	16.4%	16.1%
Power Output Tolerance		[W]	+5/-0	+10/-0
Maximum Power Voltage	V_{MPP}	[V]	30.0	70.3
Maximum Power Current	I_{MPP}	[A]	4.16	4.13
Open Circuit Voltage	V_{OC}	[V]	37.4	87.9
Short Circuit Current	I_{SC}	[A]	4.70	4.70
Maximum Series Fuse Rating		[A]	10	
Maximum System Voltage	IEC/UL	[V]	1000/1000	

¹Standard Test Conditions (STC): 1000 W/m², 25°C cell temperature, AM 1.5 spectrum

Physical and mechanical specifications

	SOLAFLEX 125W	SOLAFLEX 290W
Length	2585 mm (101.8 in)	5910 mm (232.7 in)
Width	348 mm (13.7 in)	348 mm (13.7 in)
Thickness, Maximum at J-Box*, Module	17 mm (0.7 in), 2.5 mm (0.1 in)	17 mm (0.7 in)
Weight (Module without adhesive)	1.6 kg (3.6 lb)	3.6 kg (7.9 lb)
Weight (Module with adhesive)	1.9 kg (4.3 lb)	4.3 kg (9.5 lb)
Weight/Area (Module without adhesive)	1.8 kg/m ² (0.4 lb/ft ²)	1.7 kg/m ² (<0.4 lb/ft ²)
Weight/Area (Module with adhesive)	2.2 kg/m ² (0.5 lb/ft ²)	2.1 kg/m ² (0.4 lb/ft ²)
Junction Box Type	IP68	IP68
Cable Connections	Amphenol Technology Shenzhen (E346053)	MC4 Compatible
Cell Type	Copper Indium Gallium Diselenide (CIGS)	Copper Indium Gallium Diselenide (CIGS)
Warranty**	5 year workmanship; 10/25 year power output	5 year workmanship; 10/25 year power output
Certifications	UL 1703, IEC 61646, IEC 61730, cUL 1703, IEC 62716, Australia CEC, IEC 61701 (Salt Spray)	UL 1703, IEC 61646, IEC 61730

*2.5 mm (0.1 in) for the rest of the module with adhesive
 *1.6 mm (0.06 in) for the rest of module without adhesive
 **Please see full warranty for details