

OUR
OFFER
TO
YOU



CONTENTS

5 WHO WE ARE

METALCRAFT ROOFING
METALCRAFT INSULATED PANELS
UNITED INDUSTRIES LIMITED

7 WHAT WE DO

METALCRAFT ROOFING
QUALITY CONTROL OF PRODUCT
HEALTH AND SAFETY
METALCRAFT INSULATED PANELS
STEEL SOURCING
SUSTAINABILITY

9 OUR OFFER TO YOU

PEACE OF MIND
DURABILITY
WEATHER TIGHTNESS
LOADSPANS
MATERIAL WARRANTY
INSTALLATION WARRANTY
MAINTENANCE RECOMMENDATIONS

11 OUR INNOVATION

LEAD THROUGH INNOVATION
MANUFACTURING PROCESS
PRODUCT INNOVATION

12 OUR PRODUCTS

16 LONGRUN PROFILES
26 GUTTERS
30 FASCIAS
31 DOWNPIPES
32 METAL TILES
34 PURLINS, GIRTS, TOPHATS & BRACING
40 INSULATED PANEL SYSTEMS
46 SOLAR ENERGY PANELS
48 METAL FENCING

50 OUR GROUP

METALCRAFT ROOFING
METALCRAFT INSULATED PANELS
STYROBECK
KNK ARCHITECTURAL HARDWARE
UNITED STEEL
PIPES NZ
MILLIER REINFORCING
REOFAB
AKARANA TIMBERS
PIPEMAKERS NZ
IMBMS
ZETA WINDOWS AND DOOR



WHO WE ARE

METALCRAFT ROOFING

We have been operating since the 1950's and originated in the lovely town of Palmerston North. With more than 60 years experience in the industry, we have established a reputation for both manufacturing high quality roll formed products and for providing an unrivaled level of service.

We consider ourselves to be New Zealand's largest privately owned roofing company and experts at manufacturing. We manufacture a wide range of products using locally sourced steel from New Zealand Steel. Solid material warranties backed by New Zealand Steel will give you an assurance of quality and peace of mind.

We also operate two structural manufacturing plants which share production sites with the Metalcraft Roofing branches at Auckland and Christchurch. These branches manufacture and supply a wide selection of purlins, girts and tophats to the construction markets throughout New Zealand.

We are members of the
Roofing Association, New Zealand
and the NZ Metal Roofing
Manufacturers Incorporated.



BRANCHES

We have 12 branches nationwide. They are geographically positioned from Cromwell to Whangarei allowing us to service local regions from Cape Reinga to Bluff.

BRANCH LOCATIONS

Whangarei
Auckland, Hobsonville
Auckland, East Tamaki
Hamilton
Tauranga
Rotorua
Hastings
New Plymouth
Palmerston North
Wellington
Christchurch
Cromwell

METALCRAFT INSULATED PANELS

Metalcraft Insulated Panels, our sister company specialises in the manufacture and supply of insulated panels.

All products are backed by solid warranties and the range of insulated panels, supplied by Metalcraft Insulated Panels is used in a variety of applications from Industrial and commercial coolstore to agricultural and architectural buildings. Some interest has developed within the residential sector for clients wishing for a warm roof solution.

BRANCHES

Metalcraft Insulated Panels head office is in Auckland and has a regional branch in Hamilton, both branches service New Zealand wide.

UNITED INDUSTRIES LIMITED

Both ourselves and Metalcraft Insulated Panels are part of United Industries Limited. United Industries is heavily involved in providing materials and services to the New Zealand construction market through its group companies.

For more information on United Industries,
please visit: www.unitedindustries.co.nz



WHAT WE DO

METALCRAFT ROOFING

We locally manufacture a wide range of products, suitable for both residential and commercial applications, these products are manufactured using steel from New Zealand Steel, these include:

- Longrun roofing profiles
- Lightweight metal tiles
- Metal fencing
- Gutters, fascias and downpipes
- Purlins, girts, tophaps & bracing

We can also supply you with:

- Solar energy solutions
- Asphalt shingles
- Insulated panels

QUALITY CONTROL OF PRODUCT

The environment is an issue that affects us not only as individuals but also the business activities in which we participate. As a member of the construction industry we are proud to be involved in roll-forming a product that is recyclable. New Zealand Steel, who is our key supply partner, has produced informative material which looks at the various aspects of steel manufacturing and its impact on the environment.

HEALTH AND SAFETY

Each of our branches have a Health and Safety Policy and we are committed to providing and maintaining a safe and healthy working environment for the people that work for us, our visitors and all person's using our premises as a place to work.

METALCRAFT INSULATED PANELS

Products locally manufactured include:

- Thermospan (EPS FR*)
- Thermopanel (EPS FR*)

* FR is a flame retardant additive

Products imported via Metalcraft Insulated Panels, sister company in Brisbane, who is the FM Approved product owner, include:

- Metecnospan® (PIR core)
- Metecnopanel® (PIR core)

Metecno® uses a PIR core which has FM certification:

- Class 1: 4880, 4881 Unlimited height
- Class 1: 4471 External roof and wall endurance standard. (Metecnospan® only)

More products are available, refer to www.metalcraftgroup.co.nz



STEEL SOURCING

Our wide selection of roofing and rainwater systems are manufactured from New Zealand Steel Galvsteel®, Zinalume®, COLORSTEEL® ENDURA® and COLORSTEEL® MAXX®.



Insulated Panels that are manufactured in New Zealand use steel from New Zealand Steel. Galvsteel® is mostly used and COLORSTEEL® ENDURA® and COLORSTEEL® MAXX® are also available. Metecnopanel® and MetecnoSpan® use steel from Bluescope Steel.

SUSTAINABILITY

Steel is a recyclable product, so you can be confident in the knowledge that it does not have to be disposed of in landfill. Instead it can infinitely be recycled and reused, thereby minimising resource use and reducing impact on our environment.



OUR OFFER TO YOU

PEACE OF MIND

You can have peace of mind knowing when you use our products that they are locally manufactured from locally sourced steel. Our supply and install offer is available from most Metalcraft branches giving you extra peace of mind by having both product and installation warranties from one company.

DURABILITY

The New Zealand Building Code requires non-structural products to have a minimum durability of 15 years (with maintenance). New Zealand Steel's product warranties meet this requirement.

The environment of the building location dictates the warranty terms. The COLORSTEEL® Environmental Guide has warranty periods, product recommendations, maintenance requirements and product usage restrictions and can be downloaded from: www.colorsteel.co.nz
www.metalcraftgroup.co.nz

WEATHER TIGHTNESS

Our roofing profiles are flashed in accordance with the New Zealand Building Code's; Acceptable Solution E2 /AS1 and or the New Zealand Metal Roofing Manufacturers Incorporated - Code of Practice. Our standard Installation details can be downloaded from: www.metalcraftgroup.co.nz

LOADSPANS

Loadspan tests of Metalcraft Roofing products have been conducted by the New Zealand Metal Roofing Manufacturers Incorporated. Loadspan and fixing tables can be downloaded from www.metalcraftgroup.co.nz

MATERIAL WARRANTY

The COLORSTEEL® Environmental Guide gives a guide to the classification of the environmental categories and the associated warranties that the various material finishes are given. Please contact your local Metalcraft Roofing branch.

INSTALLATION WARRANTY

For jobs installed by us in conjunction with the relevant material warranties, a job specific installation warranty is provided. Metal tile roof installation has a 5 year warranty whilst longrun roof installation is warranted for 5 years on new residential dwellings and 3 years where a re-roof has been carried out. These are complemented by a 3 year installation warranty on rainwater Systems.

MAINTENANCE RECOMMENDATIONS

All roofing and cladding products are subject to the cumulative effects of weather, dust and other deposits. Normal rain washing will remove most accumulated atmospheric contaminants from roofs. For wall cladding, manual washing every 3 to 12 months, depending on the paint system, is recommended in moderate to very severe environments to prevent accumulation of dirt, debris or other material not removed by rain washing.

For areas that do not receive adequate rain washing (i.e. unwashed areas) such as soffits, wall cladding under eaves, underside of gutters, fascias, sheltered areas of garage doors and unwashed roof areas, more extensive manual washing is required. Similarly, other high risk areas, around flues, under television aerials or overhanging trees and sites prone to mould, lichen, bird droppings or debris, need to have regular manual washing.

For specific maintenance recommendations download the COLORSTEEL® Environmental Guide from: www.colorsteel.co.nz
www.metalcraftgroup.co.nz



OUR INNOVATION

LEAD THROUGH INNOVATION

We have made a quantum leap forward in both our product range and our manufacturing process.

MANUFACTURING PROCESS

Product Innovation is crucial to the success of any industry and that's why we commissioned and installed new purlin machines at the Metalcraft Roofing manufacturing plants in Auckland and Christchurch.

The plant is completely automated which means that operator error is reduced as purlin quantities, lengths and punching requirements are handled at the order entry stage. In comparison to raft based purlin roll-formers which require lengthy change over times our purlin machines can make the necessary changes in a matter of minutes. The gain in production flexibility allows for improved service levels to you... Our valued customer.

Quality is something that we at Metalcraft Roofing pride ourselves on and the new purlin machine has improved production design that ensures that the end product is of the highest quality.

Traditional purlin machines cut the purlin after it has been formed. In order to ensure the purlin is cut and does not flare, older machines will tend to overform the purlin. This means as it passes through the guillotine at the front of the machine the galvanized coating can be shaved on the inner side of the purlin. Our purlin machines overcome this by cutting the purlin to length before it is roll-formed. Again this is all done by an automated system that means there is less room for error as information is not double handled. To further assist on site the individual purlin data is inkjet printed onto each purlin for ease of identification.

PRODUCT INNOVATION

KĀHU®

Kāhu® is a symmetrical roofing and cladding profile that will add elegance, extra strength and style to any residential or commercial project. Designed for roofs to 3° minimum pitch and as horizontal or vertical wall cladding. Manufactured in Hamilton and Christchurch and available nationwide.

METCOM 965

Metcom 965 has been specifically developed for the perfect balance of aesthetics and performance. The wide cover width optimises efficiencies on-site for large commercial projects. Metcom 965 has the additional option of having the profile pan manufactured with or without "swages", this provides for extra versatility when laid as a wall cladding, or for residential and commercial applications, where a more stylish appearance is required. Manufactured in Hamilton and Christchurch Branch Metcom 965 is available nationwide.

METDEK 855

Metdek 855 is a revolution in roll forming! The plant is mobile and sheets can be run onsite to any length. This is a great advantage for very large commercial projects where there is sufficient space on site as it eliminates the additional costs associated with freight. Metdek 855 freely expands and contracts as it uses concealed fixing lugs and also offers superior weather performance. Metdek 855 combines the clean lines of a concealed fixing system with the spanning capabilities of the commercial pierce fixed trapezoidal profiles.

ESPAN®

espan® eliminates the need for an often expensive substrate. It has a unique clip system that allows for concealed fixings and a high rib that creates beautiful shadow lines. espan® is available in two widths; 340mm and 470mm. The espan® roofing simply locks onto the clip and allows for superior weather performance as it eliminates the need for fixing penetrations through the pan.

OUR PRODUCTS



16	LONGRUN PROFILES
26	GUTTERS
30	FASCIAS
31	DOWNPIPES
32	METAL TILES
34	PURLINS, GIRTS, TOPHATS & BRACING
40	INSULATED PANEL SYSTEMS
46	SOLAR ENERGY PANELS
48	METAL FENCING









LONGRUN PROFILES

3 DEGREE PITCH - SECRET FIXED PROFILES

Dimensions, cover and sheet widths are all nominal and may vary with manufacturing and installation tolerances. Line drawings are indicative only and should not be scaled, if other dimensions are required please ask for them from Metalcraft Roofing.

ESPAN® 340

Minimum Pitch: 3 degrees.
Width: Cover = 340mm Sheet = 354mm.
Applications: Commercial and residential.
Orientation: Roofs and vertical wall cladding.
Benefits: Secret fixed for superior weather performance.
No Substrate Required. Also available with swages in the pan.

Available nationwide.



ESPAN® 470


Minimum Pitch: 3 degrees.
Width: Cover = 470mm Sheet = 484mm.
Applications: Commercial and residential.
Orientation: Roofs and vertical wall cladding.
Benefits: Secret fixed for superior weather performance.
No Substrate Required. Compatible with PV solar laminates. Also available with swages in the pan.

Available nationwide.



ESPAN® CLIPS

espan® clips are manufactured out of zincalume® and fixed directly onto the purlins at recommended spans depending on thickness and wind loadings. The purlins must be parallel with the espan ribs. When using espan® 340 or espan® 470 in Aluminium espan clips need to be powder coated as a precautionary measure. Clips are available to order from Metalcraft. The espan clip comes standard with a 4mm coreflute cushion. For some wall cladding applications the coreflute might need to be substituted with another product, depending on overall design and compliance requirements. Please refer to Metalcraft Roofing for more information.



espan® clip showing
4mm Coreflute cushion

LONGRUN PROFILES


3 DEGREE PITCH - SECRET FIXED PROFILES

Dimensions, cover and sheet widths are all nominal and may vary with manufacturing and installation tolerances. Line drawings are indicative only and should not be scaled, if other dimensions are required please ask for them from Metalcraft Roofing.

METDEK 500

Minimum Pitch: 3 degrees.
Width: Cover = 500mm Sheet = 515mm.
Applications: Commercial and residential.
Orientation: Roofs and vertical wall cladding.
Benefits: Secret fixed for superior weather performance.


Manufactured in Auckland. Available nationwide.



METDEK 855

Minimum Pitch: 3 degrees.
Width: Cover = 855mm Sheet = 925mm.
Applications: Most suited to larger commercial projects.
Orientation: Roofs and vertical wall cladding.
Benefits: Secret fixed for superior weather performance.
Can be rolled on site to any length.

Available nationwide.




8 DEGREE PITCH - SCREW FIXED PROFILES

Dimensions, cover and sheet widths are all nominal and may vary with manufacturing and installation tolerances. Line drawings are indicative only and should not be scaled, if other dimensions are required please ask for them from Metalcraft Roofing.

CORRUGATE

Minimum Pitch: 8 degrees.
Width: Cover = 760mm Sheet = 851mm.
Applications: Commercial and residential.
Orientation: Roofs and horizontal and vertical wall cladding.


Manufactured in Auckland, Whangarei, Hamilton, Palmerston North, Hastings, Wellington, Christchurch, Cromwell, New Plymouth, Tauranga.



METRIB 750

Minimum Pitch: 8 degrees.
Width: Cover = 750mm Sheet = 800mm.
Applications: Commercial and residential.
Orientation: Roofs and horizontal and vertical wall cladding.

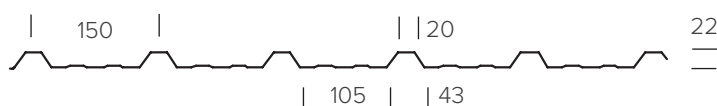
Manufactured in Hamilton. Available nationwide.



METRIB 760

Minimum Pitch: 8 degrees.
Width: Cover = 760mm Sheet = 800mm.
Applications: Commercial and residential.
Orientation: Roofs and horizontal and vertical wall cladding.

Manufactured in Palmerston North. Available nationwide.





LONGRUN PROFILES

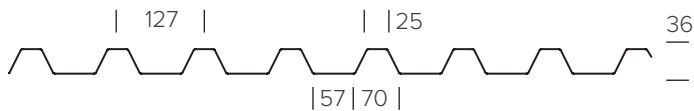
3 DEGREE PITCH - SCREW FIXED PROFILES

Dimensions, cover and sheet widths are all nominal and may vary with manufacturing and installation tolerances. Line drawings are indicative only and should not be scaled, if other dimensions are required please ask for them from Metalcraft Roofing.

METCOM 7

Minimum Pitch: 3 degrees.
Width: Cover = 889mm Sheet = 933mm.
Applications: Commercial and residential.
Orientation: Roofs and horizontal and vertical wall cladding.


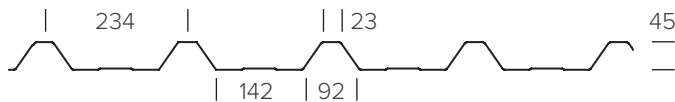
Manufactured in Wellington. Available nationwide.



METCOM 930

Minimum Pitch: 3 degrees.
Width: Cover = 930mm Sheet = 1010mm.
Applications: Commercial and residential.
Orientation: Roofs and horizontal and vertical wall cladding.
Benefits: Wide cover sheet for cost efficiency on commercial projects. High ribs for larger spans.


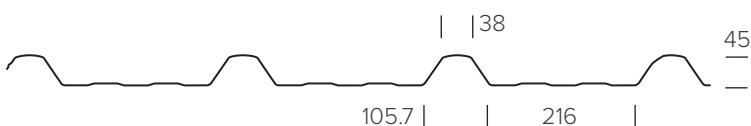
Manufactured in Auckland, Palmerston North. Available nationwide.



METCOM 965

Minimum Pitch: 3 degrees.
Width: Cover = 965mm Sheet = 1065mm.
Applications: Commercial and residential.
Orientation: Roofs, horizontal and vertical wall cladding.
Benefits: Wide cover sheet for cost efficiency on commercial projects. High ribs for larger spans.

Manufactured in Hamilton and Christchurch. Available nationwide.





LONGRUN PROFILES


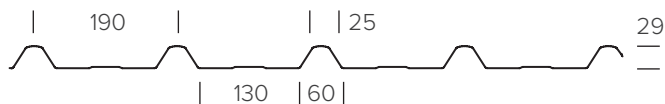
3 DEGREE PITCH - SCREW FIXED PROFILES

Dimensions, cover and sheet widths are all nominal and may vary with manufacturing and installation tolerances. Line drawings are indicative only and should not be scaled, if other dimensions are required please ask for them from Metalcraft Roofing.

T-RIB

Minimum Pitch: 3 degrees.
Width: Cover = 760mm Sheet = 810mm.
Applications: Commercial and residential.
Orientation: Roofs and horizontal and vertical wall cladding.

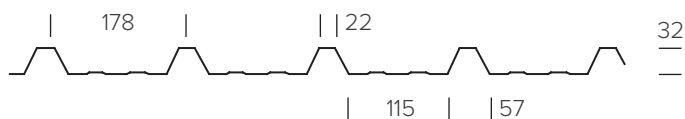
Manufactured in Christchurch, Cromwell, Palmerston North, Whangarei. Available nationwide.



MC 700

Minimum Pitch: 3 degrees.
Width: Cover = 710mm Sheet = 785mm.
Applications: Commercial and residential.
Orientation: Roofs and horizontal and vertical wall cladding.


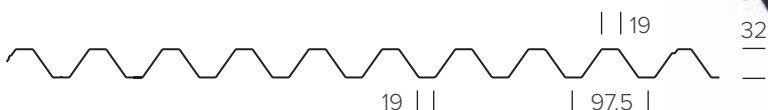
Manufactured in Wellington. Available nationwide.



KĀHU®

Minimum Pitch: 3 degrees.
Width: Cover = 875mm Sheet = 950mm.
Applications: Commercial and residential.
Orientation: Roofs and horizontal and vertical wall cladding.
Benefits: Double capillary lap for greater weather performance. One rib lap faster installation.

Manufactured in Hamilton & Christchurch. Available nationwide.



LONGRUN PROFILES


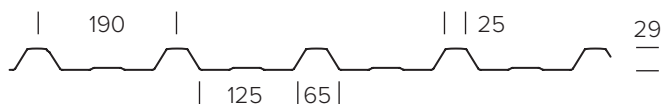
3 DEGREE PITCH - SCREW FIXED PROFILES

Dimensions, cover and sheet widths are all nominal and may vary with manufacturing and installation tolerances. Line drawings are indicative only and should not be scaled, if other dimensions are required please ask for them from Metalcraft Roofing.

MC 760

Minimum Pitch: 3 degrees.
Width: Cover = 760mm Sheet = 810mm.
Applications: Commercial and residential.
Orientation: Roofs and horizontal and vertical wall cladding.

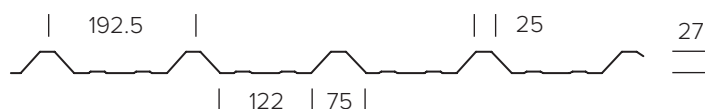
Manufactured in Auckland, New Plymouth, Hastings, Tauranga.
Available nationwide.



MC 770

Minimum Pitch: 3 degrees.
Width: Cover = 770mm Sheet = 835mm.
Applications: Commercial and residential.
Orientation: Roofs and horizontal and vertical wall cladding.


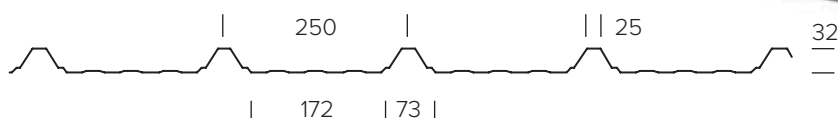
Manufactured in Hamilton. Available nationwide.



MC 1000

Minimum Pitch: 3 degrees.
Width: Cover = 1000mm Sheet = 1063mm.
Applications: Commercial and residential.
Orientation: Roofs and horizontal and vertical wall cladding.

Manufactured in Palmerston North. Available nationwide.



WALL CLADDING - SCREW FIXED PROFILES

Dimensions, cover and sheet widths are all nominal and may vary with manufacturing and installation tolerances. Line drawings are indicative only and should not be scaled, if other dimensions are required please ask for them from Metalcraft Roofing.

BEVELBACK WEATHERBOARD

Width: Cover = 812mm Sheet = 842mm.
Applications: Commercial and residential.
Orientation: Horizontal wall cladding only.

Manufactured in Palmerston North. Available nationwide.



METCLAD 850

Width: Cover = 850mm Sheet = 885mm.
Applications: Commercial and residential.
Orientation: Horizontal and Vertical wall cladding.

Manufactured in Auckland and Christchurch. Available nationwide.



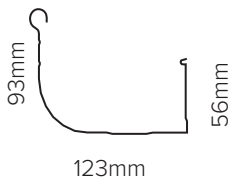


GUTTERS

QUADLINE GUTTER

Quadline Gutter is our latest residential gutter profile and uses concealed internal brackets and is most compatible with Fascia 135 or timber fascia.

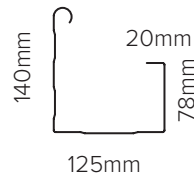
Manufactured in Auckland. Available nationwide.



BOX GUTTER 125

A popular rainwater system solution that is predominantly used in residential applications. With clean, bold lines and a high face. Box Gutter 125mm conceals the sheet ends at the eave line and looks great with profiled longrun sheeting or tile roofing internal and external brackets are available in this profile and it is suitable for use with Fascia 185, Fascia 155 and Fascia 135.

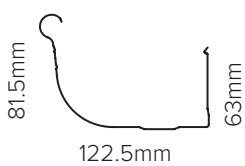
Manufactured in Auckland, Whangarei and Palmerston North. Available nationwide.



COLONIAL QUAD GUTTER

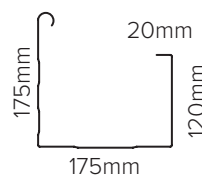
The Colonial Quad Gutter uses concealed brackets and is compatible with Fascia 185, Fascia 155 and the Fascia 135 or a timber fascia. Snow straps are available to suit this profile. Internal and External brackets are also available.

Manufactured in Palmerston North, Hamilton, Cromwell, Christchurch and New Plymouth. Available nationwide.



BOX GUTTER 175

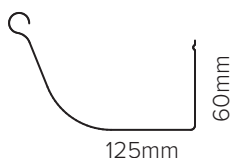
A popular rainwater system solution that can be used in either commercial or residential applications. It is able to handle larger volumes of water, and is easy to clean out if required. Box Gutter 175mm can be fixed either with internal or external brackets. Manufactured in Auckland. Available nationwide.



QUARTER ROUND GUTTER

A classic gutter profile that compliments any eave line. Looks good with either profiled longrun or metal tile roofing.

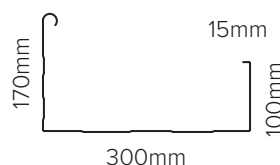
Manufactured in Palmerston North. Available nationwide.



BOX GUTTER 300

A rainwater system that provides excellent water discharge capacity for commercial projects. It is able to handle larger volumes of water, and is easy to clean out if required. Box Gutter 300mm is fixed with external brackets.

Manufactured in Auckland. Available nationwide.

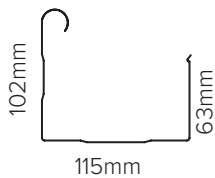




GUTTERS

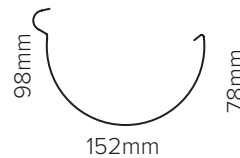
SQUARELINE GUTTER

A popular rainwater system solution with clean, bold lines. Optional overflow slots prevent water spilling over the back of the gutter should blockage occur. Squareline looks great with profiled longrun sheeting or tile roofing. Internal and external brackets available. Manufactured in Christchurch. Available nationwide.



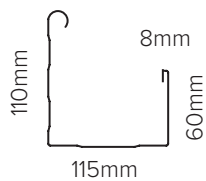
HALF ROUND GUTTER

Half Round Gutter adds class and distinction to the eave line of any dwelling. Half Round Gutter looks great with profiled Longrun or Tile roofing. External brackets available. Manufactured in Christchurch. Available nationwide.



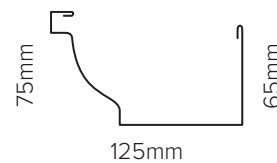
BOX GUTTER 115

Box Gutter 115mm looks great with profiled Longrun sheeting or Tile Roofing. An Internal nylon bracket is available for this profile and it is suitable for use with Fascia 185, Fascia 155 and Fascia 135. Manufactured in Wellington. Available nationwide.



OLD GOTHIC 125

Old Gothic 125 gutter has a convex and concave face reminiscent of that used on colonial style homes. Manufactured in Auckland. Available nationwide.



FASCIAS

FASCIA 155

Used in conjunction with Squareline Gutter and Box Gutter 115 as well as other continuous spouting systems. Looks great with any residential roof finish.

Manufactured in Wellington and Whangarei. Available nationwide.



FASCIA 185

Used on both eave line and gables in conjunction with the Colonial Quad Gutter to provide a quality Fascia and Gutter Solution.

Fascia 185 is also compatible with most gutter profiles and looks great with any residential roof finish.

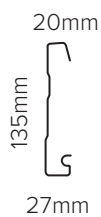
Manufactured in Palmerston North, Hamilton, Christchurch, Cromwell and New Plymouth. Available nationwide.



FASCIA 135

Used on both eave line and gables in conjunction with both the Quadline Gutter and Colonial Quad Gutter to provide a quality fascia and gutter solution. Fascia 135 is also compatible with most gutter profiles and looks great with any residential roof finish.

Manufactured in Auckland. Available nationwide.

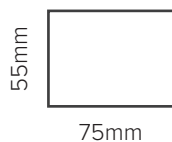


DOWNPIPES

RECTANGULAR DOWNPIPE

Excellent alternative to the standard round downpipes available and looks great in combination with the Metalcraft Roofing range of box gutters.

Manufactured in Christchurch. Available nationwide.




ROUND DOWNPIPE

The Round Downpipe looks great in combination with the Metalcraft Roofing range of box gutters.

80mm Manufactured in Christchurch and Tauranga.

100mm Manufactured in Tauranga. Available nationwide.



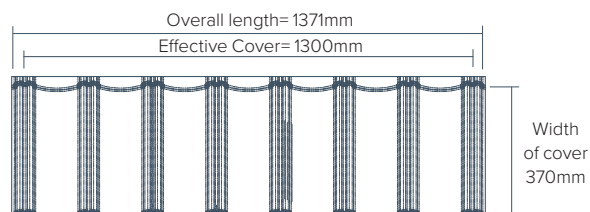


METAL TILES

CHATEAU

Minimum Pitch: 12 degrees.

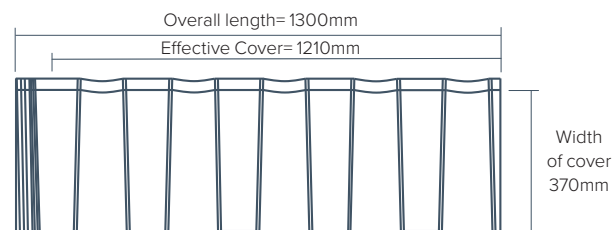
The Metalcraft Chateau Tile has a scalloped finish, which affords a timeless look to any style home. Metalcraft Roofing produces the Chateau Tile profile in either a prepainted or stonechip finish, which is complemented by a range of flashing and trim options.



MODENA

Minimum Pitch: 12 degrees.

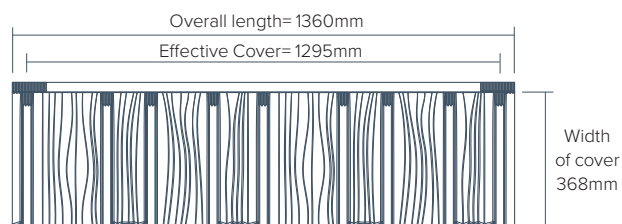
The Metalcraft Modena Tile is available in pressed COLORSTEEL® as well as the stone chip finish to help you achieve the look you are after.



SHAKE

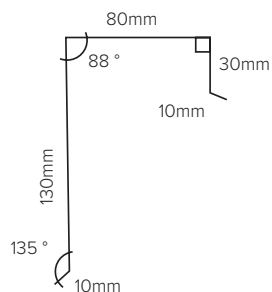
Minimum Pitch: 15 degrees.

The Shake Metal Tile profile is available in both pre-painted and stone chip finishes.

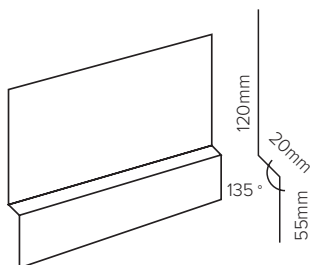


STANDARD METAL TILE FLASHINGS:

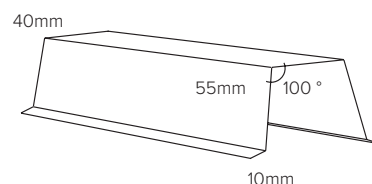
FOLDED BARGE/GABLE



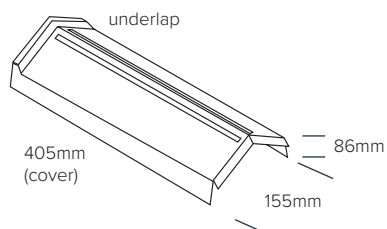
FOLDED Z - FLASHING



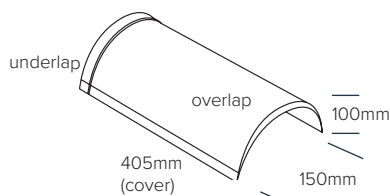
FOLDED RIDGE/HIP



RIDGE CAP



BARREL CAP

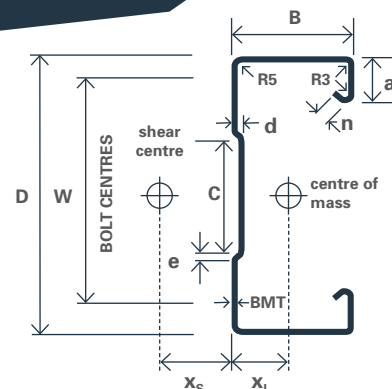


FOLDED VALLEY



PURLINS, GIRTS, TOPHATS & BRACING

MSS SECTION GEOMETRY

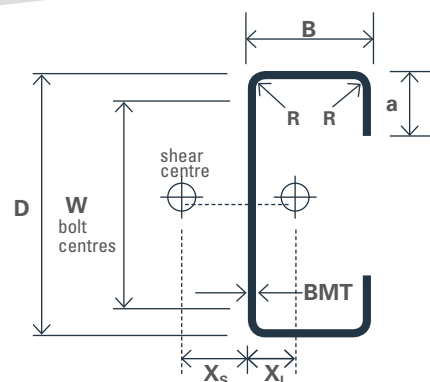


CODE	D x B mm	BMT mm	Mass kg/m	Area mm ²	a mm	n mm	c mm	d mm	e mm	X _s mm	X _L mm	W mm
MSS 150/12	150 x 65	1.15	3.06	390.1	24	11	32.5	4.20	6.0	34.73	24.92	80
MSS 150/15	150 x 65	1.45	3.83	489	24	11	32.5	4.50	6.0	34.27	24.86	80
MSS 150/18	150 x 65	1.75	4.60	586.7	24	11	32.5	4.80	6.0	33.81	24.80	80
MSS 150/23	150 x 65	2.25	5.85	747	24	11	32.5	5.30	6.0	33.05	24.71	80
MSS 200/12	200 x 75	1.15	3.73	475	25	12	69.5	4.20	6.5	36.68	26.43	120
MSS 200/15	200 x 75	1.45	4.68	596.1	25	12	69.5	4.50	6.5	36.23	26.38	120
MSS 200/18	200 x 75	1.75	5.62	716.1	25	12	69.5	4.80	6.5	35.78	26.33	120
MSS 200/23	200 x 75	2.25	7.16	913.3	25	12	69.5	5.30	6.5	35.16	26.21	120
MSS 250/13	250 x 85	1.25	4.91	625.8	33	12	107	6.85	8.0	38.66	29.93	160
MSS 250/15	250 x 85	1.45	5.68	724	33	12	107	7.05	8.0	38.37	29.91	160
MSS 250/18	250 x 85	1.75	6.82	870.4	33	12	107	7.35	8.0	37.92	29.86	160
MSS 250/23	250 x 85	2.25	8.71	1112	33	12	107	7.85	8.0	37.18	29.79	160
MSS 275/15	275 x 90	1.45	6.08	774.7	33	12	130	7.05	8.0	39.04	30.66	180
MSS 275/18	275 x 90	1.75	7.31	931.6	33	12	130	7.35	8.0	38.59	30.62	180
MSS 300/15	300 x 100	1.45	6.69	851.1	37	12	146	7.05	9.0	44.21	34.11	200
MSS 300/18	300 x 100	1.75	8.04	1024	37	12	146	7.35	9.0	43.77	34.07	200
MSS 300/23	300 x 100	2.25	10.27	1309	37	12	146	7.85	9.0	43.03	34.00	200
MSS 300/24	300 x 100	2.4	10.91	1394	37	12	146	8.00	9.0	42.80	33.97	200
MSS 300/30	300 x 100	3.00	13.56	1703	37	12	146	8.55	9.0	41.96	33.91	200
MSS 325/15	325 x 100	1.45	6.97	887.4	37	12	150	7.05	9.0	43.17	32.79	220
MSS 325/18	325 x 100	1.75	8.38	1068	37	12	150	7.35	9.0	42.74	32.75	220
MSS 350/18	350 x 100	1.75	8.89	1132	43	12	179	7.35	9.0	43.09	32.99	240
MSS 350/23	350 x 100	2.25	11.15	1449	43	12	179	7.85	9.0	42.37	32.94	240
MSS 350/24	350 x 100	2.4	12.10	1543	43	12	179	8.00	9.0	42.15	32.92	240
MSS 350/30	350 x 100	3.00	14.78	1886	43	12	179	8.55	9.0	41.33	32.88	240
MSS 400/20	400 x 100	1.95	10.80	1376	48	12	227	7.55	9.0	41.49	32.04	280
MSS 400/23	400 x 100	2.25	12.43	1584	48	12	227	7.85	9.0	41.06	32.01	280
MSS 400/24	400 x 100	2.4	13.24	1687	48	12	227	8.00	9.0	40.85	32.00	280
MSS 400/30	400 x 100	3.00	16.44	2063	48	12	227	8.55	9.0	40.05	31.98	280

MSS SECTION PROPERTIES

CODE	AREA mm ²	SECOND MOMENT OF AREA (x10 ⁶ mm ⁴)		SECTION MODULUS (x10 ³ mm ³)		RADIUS OF GYRATION mm		TORSION CONSTANT (mm ⁴)	WARPING FACTOR (x10 ⁹ mm ⁶)	BENDING STRESS MPa		COMPRESSION STRESS MPa		β_y (mm)
		I _x	I _y	Z _x	Z _y	r _x	r _y	J	I _w	F _{ol}	F _{od}	F _{ol}	F _{od}	
MSS 200/12	475.00	2.95	0.400	29.62	8.34	78.7	29.0	209.4	3.930	257.8	303.8	141.7	134.5	209.80
MSS 200/15	596.10	3.68	0.497	37.09	10.38	78.6	28.9	417.8	4.838	406.7	389.1	181.8	172.6	209.40
MSS 200/18	716.10	4.41	0.591	44.45	12.37	78.4	28.7	731.0	5.701	589.2	475.6	223.7	211.7	209.00
MSS 200/23	913.30	5.58	0.742	56.48	15.56	78.2	28.5	1541.0	7.041	959.7	626.7	297.6	279.2	208.60
MSS 250/13	625.80	5.93	0.673	47.65	12.35	97.3	32.8	325.9	10.770	232.5	286.8	145.1	113.4	246.00
MSS 250/15	724.00	6.84	0.775	55.06	14.23	97.2	32.7	507.4	12.330	312.5	335.3	189.9	132.8	245.80
MSS 250/18	870.40	8.20	0.925	66.05	17.00	97.1	32.6	888.5	14.590	454.8	410.6	262.5	162.4	245.50
MSS 250/23	1112.00	10.42	1.166	84.08	21.47	96.8	32.4	1876.0	18.150	751.6	538.2	382.8	213.5	244.90
MSS 275/15	774.70	8.85	0.906	64.69	15.45	106.9	34.2	543.0	16.880	279.0	296.2	128.1	114	269.90
MSS 275/18	931.60	10.61	1.082	77.63	18.47	106.7	34.1	951.0	19.990	406.1	361.8	178.4	139.5	269.60
MSS 300/15	851.10	11.64	1.237	77.96	19.02	116.9	38.1	596.5	27.620	224.4	267.8	103.5	105.3	296.00
MSS 300/18	1024.00	13.96	1.480	93.60	22.76	116.8	38.0	1045.0	32.780	326.9	327.3	144	128.5	296.10
MSS 300/23	1309.00	17.76	1.873	119.30	28.83	116.5	37.8	2209.0	40.980	540.1	428.8	215.2	168.5	295.70
MSS 300/24	1394.00	18.90	1.980	127.00	30.53	116.4	37.7	2676.0	43.330	614.3	463.4	236.2	180.8	295.60
MSS 300/30	1703.00	22.97	2.377	154.70	36.78	116.1	37.4	4939.0	51.610	924.6	577.6	307.2	227	295.10
MSS 325/15	887.40	14.05	1.274	86.84	19.20	125.8	37.9	621.9	32.470	221.8	250.9	97.25	91.02	319.20
MSS 325/18	1068.00	16.86	1.523	104.30	22.97	125.6	37.8	1090.0	38.560	322.8	306.2	134.9	111.1	319.00
MSS 350/18	1132.00	20.41	1.644	117.20	24.87	134.3	38.1	1156.0	49.820	320.8	303.0	98.21	101.4	336.50
MSS 350/23	1449.00	26.00	2.083	149.50	31.55	134.0	37.9	2444.0	62.400	530.1	396.3	148.1	132.8	336.40
MSS 350/24	1543.00	27.65	2.213	159.10	33.52	133.9	37.9	2962.0	66.040	602.9	425.1	163	142.3	336.40
MSS 350/30	1886.00	33.66	2.646	194.00	40.30	133.6	37.5	5470.0	78.870	802.1	532.5	215.4	178.2	336.30
MSS 400/20	1376.00	31.58	1.973	158.70	29.45	151.5	37.9	1744.0	77.700	395.3	302.6	74.12	86.47	383.90
MSS 400/23	1584.00	36.25	2.258	182.30	33.72	151.3	37.8	2672.0	88.380	481.8	352.9	93.84	100.9	384.10
MSS 400/24	1687.00	38.56	2.401	194.00	35.85	151.2	37.7	3238.0	93.510	516.9	378.3	103.9	108.2	384.20
MSS 400/30	2063.00	46.99	2.870	236.70	43.11	150.9	37.3	5983.0	111.800	653.7	474.5	140.4	135.9	384.60

PURLINS, GIRTS, TOPHATS & BRACING



MC SECTION GEOMETRY

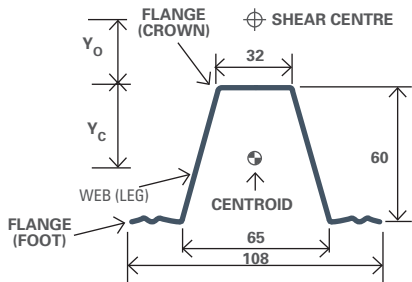
CODE	D x B mm	BMT mm	Mass kg/m	Area mm ²	a mm	R mm	X _S mm	X _L mm	W mm
MC 100/10	100 x 50	0.95	1.70	216.10	14	4	23.8	16.8	N/A
MC 100/12	100 x 50	1.15	2.03	258.10	14	4	23.5	16.8	N/A
MC 100/16	100 x 50	1.55	2.68	341.10	14	4	23.0	16.8	N/A
MC 100/19	100 x 50	1.85	3.08	392.10	14	4	22.7	16.8	N/A
MC 150/12	150 x 65	1.15	2.70	344.30	16	4	29.0	19.9	80
MC 150/15	150 x 65	1.45	3.39	432.00	16	4	28.7	19.9	80
MC 150/19	150 x 65	1.85	4.30	547.50	16	4	28.2	19.9	80
MC 150/24	150 x 65	2.4	5.52	703.80	16	4	27.5	19.9	80
MC 200/15	200 x 75	1.45	4.35	553.80	23	4	33.9	22.7	120
MC 200/19	200 x 75	1.85	5.52	702.90	23	4	33.4	22.7	120
MC 200/24	200 x 75	2.4	7.11	905.40	23	4	32.7	22.7	120
MC 250/15	250 x 85	1.45	5.10	649.50	21	4	35.4	23.1	160
MC 250/19	250 x 85	1.85	6.48	825.00	21	4	35.0	23.1	160
MC 250/24	250 x 85	2.4	8.35	1064.00	21	4	34.3	23.1	160
MC 300/24(90)	300 x 90	2.4	9.48	1208.00	21	4	34.5	22.6	200
MC 300/24(100)	300 x 100	2.4	9.86	1256.00	21	4	39.2	25.9	200
MC 300/30(90)	300 x 90	2.95	11.78	1501.00	21	4	33.8	22.6	200
MC 300/30(100)	300 x 100	2.95	12.25	1561.00	21	4	38.5	26.0	200
MC 350/24	350 x 100	2.40	10.92	1391.00	25.25	5	38.87	23.58	240
MC 350/30	350 x 100	2.95	13.42	1710.00	26.50	5	40.00	23.66	240
MC 400/24	400 x 100	2.4	12.05	1535.00	30	5	38.5	24.1	280
MC 400/30	400 x 100	2.95	14.99	1910.00	30	5	37.8	24.1	280

MC SECTION PROPERTIES

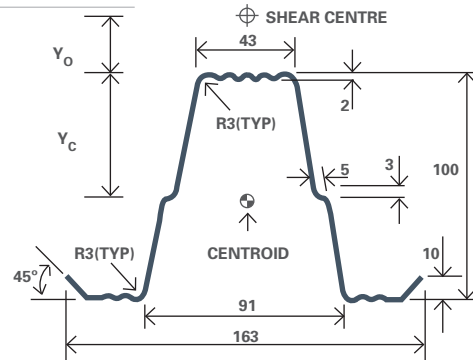
CODE	Area mm ²	Second Moment Of Area (x10 ⁶ mm ⁴)		Section Modulus (x10 ³ mm ³)		Warping Factor (x10 ⁹ mm ⁶)	Bending Stress MPa		Compression Stress MPa		β^y (mm)
		I _x	I _y	Z _x	Z _y		F _{ol}	F _{od}	F _{ol}	F _{od}	
MC 100/10	216.1	0.35	0.076	7.1	2.3	0.164	401.5	370.7	106.6	216.6	121.00
MC 100/12	258.1	0.42	0.090	8.4	2.8	0.193	570.9	454.9	153.4	266.1	120.60
MC 100/16	341.1	0.55	0.116	11.1	3.6	0.246	1005.0	626.5	273.4	369.1	119.80
MC 100/19	392.1	0.62	0.132	12.7	4.1	0.277	1341.0	741.9	366.2	440.5	119.40
MC 150/12	344.3	1.24	0.196	16.6	4.4	0.884	278.9	266.2	61.9	145.4	170.20
MC 150/15	432.0	1.54	0.243	20.8	5.5	1.089	441.1	347.9	98.6	188.4	169.80
MC 150/19	547.5	1.94	0.303	26.2	6.9	1.346	715.4	455.4	161.0	250.4	169.20
MC 150/24	703.8	2.47	0.380	33.5	8.7	1.670	1197.0	617.6	271.7	349.1	168.30
MC 200/15	553.8	3.43	0.434	34.6	8.4	3.603	280.0	321.7	55.8	150.7	216.00
MC 200/19	702.9	4.33	0.543	43.7	10.6	4.482	456.0	423.0	91.1	198.2	215.50
MC 200/24	905.4	5.54	0.687	56.1	13.4	5.614	768.8	567.0	153.8	367.8	215.50
MC 250/15	649.5	6.18	0.606	49.7	9.9	7.359	185.8	220.2	35.7	91.9	269.60
MC 250/19	825.0	7.81	0.760	63.0	12.5	9.181	302.5	290.0	58.3	120.7	269.20
MC 250/24	1064.0	10.01	0.963	80.8	15.9	11.550	508.8	392.5	98.3	163.9	268.80
MC 300/24(90)	1208.0	15.93	1.169	107.0	17.6	19.890	365.4	318.9	68.4	150.2	325.90
MC 300/24(100)	1256.0	16.99	1.518	114.2	20.8	25.630	353.8	279.8	67.7	118.4	325.40
MC 300/30(90)	1501.0	19.67	1.424	132.5	21.6	24.100	569.3	418.6	106.6	185.0	325.90
MC 350/24	350 x 100	24.75	1.68	142.4	22.72	39.41	268.20	277.20	50.39	86.98	381.30
MC 350/30	350 x 100	30.30	2.07	174.6	28.15	48.55	407.70	378.00	76.19	113.90	379.70
MC 100/30(100)	1561.0	20.99	1.854	141.4	25.6	31.110	550.7	365.4	105.8	165.2	325.00
MC 400/24	1535.0	34.75	1.875	174.8	25.1	58.590	213.9	285.8	39.1	75.8	442.90
MC 400/30	1910.0	43.03	2.294	216.8	30.8	71.380	334.7	370.7	61.0	102.5	443.40

PURLINS, GIRTS, TOPHATS & BRACING

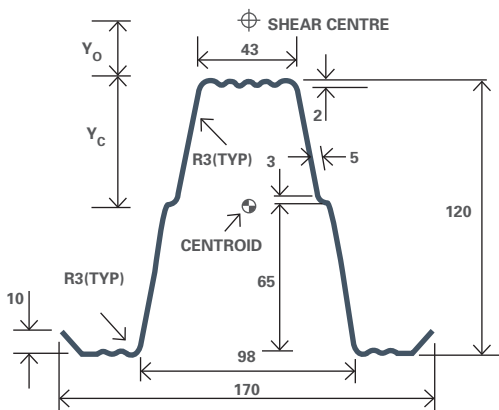
MS TOPHATS SECTION GEOMETRY



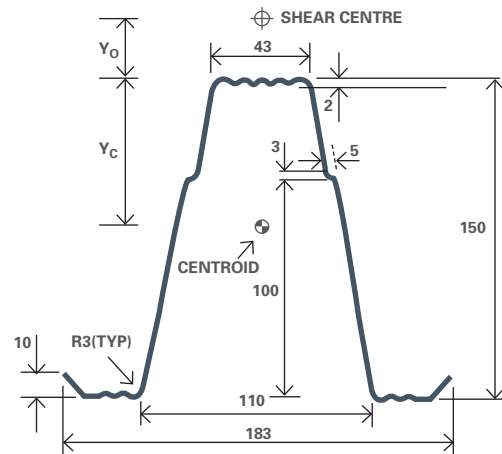
MS 60 TOPHATS



MS 100 TOPHATS



MS 120 TOPHATS

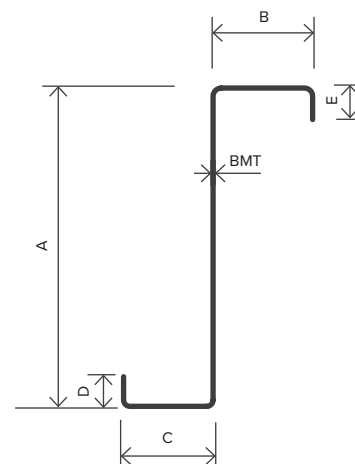


MS 150 TOPHATS

MS TOPHATS SECTION PROPERTIES

CODE	Thickness	Area	Mass	Second Moment		Section Modulus		Radius Of Gyration		Centre Of Gravity	Shear Centre	Torsion Constant	Warping Constant	Mono-Symmetry Constant
	(BMT) mm	mm ²	kg/m	Area $10^6 I_x$ mm ⁴	(Full) $10^6 I_y$ mm ⁴	Z_x mm ³	Z_y mm ³	r_x mm	r_y mm	Y_c mm	Y_o mm	J mm ⁴	I_w mm ⁶	β_x mm
60 x 0.75 BMT	0.75	150	1.18	0.078	0.119	2.45	2.20	22.8	28.1	31.7	44.2	28.2	16.05	110
60 x 0.95 BMT	0.95	190	1.50	0.098	0.151	3.09	2.78	22.8	28.1	31.7	44.2	57.3	20.33	110
100 x 0.75 BMT	0.75	248	1.93	0.388	0.439	6.30	5.39	37.1	42.2	55.2	67.4	46.5	238.61	158
100 x 0.95 BMT	0.95	314	2.45	0.428	0.556	7.75	6.83	37.0	42.2	55.2	67.4	94.5	302.24	158
120 x 0.75 BMT	0.75	278	2.17	0.527	0.519	8.03	6.13	43.7	43.3	65.6	82.3	52.1	363.31	184
120 x 0.95 BMT	0.95	352	2.75	0.667	0.657	10.16	7.76	43.6	43.3	65.6	82.3	105.9	460.20	184
150 x 0.95 BMT	0.95	410	3.21	1.160	0.878	14.30	9.60	53.3	46.3	81.1	103.9	123.5	758.37	225
150 x 1.15 BMT	1.15	497	3.88	1.400	1.060	17.30	11.62	53.2	46.3	81.1	103.9	219.1	918.02	225
150 x 1.55 BMT	1.55	670	5.23	1.890	1.430	23.32	15.66	53.2	46.3	81.1	103.9	536.5	1237.33	225

MZ PURLINS SECTION GEOMETRY



CODE	BMT mm	A mm	B mm	C mm	D mm	E mm
MZ100/10	0.95	102	53	49	12.5	12.5
MZ100/12	1.15	102	53	49	13.0	13.0
MZ100/15	1.45	102	53	49	14.0	14.0
MZ100/19	1.85	102	53	49	15.0	15.0
MZ150/10	0.95	152	65	61	16.5	16.5
MZ150/12	1.15	152	65	61	17.0	17.0
MZ150/15	1.45	152	65	61	18.0	18.0
MZ150/19	1.85	152	65	61	19.0	19.0
MZ150/24	2.40	152	66	61	19.5	19.5
MZ200/12	1.15	203	79	74	17.0	17.0
MZ200/15	1.45	203	79	74	18.0	18.0
MZ200/19	1.85	203	79	74	19.0	19.0
MZ200/24	2.40	203	79	74	20.5	20.5
MZ250/15	1.45	254	79	74	25.0	25.0
MZ250/19	1.85	254	79	74	25.9	25.9
MZ250/24	2.40	254	79	74	27.5	27.5

For more information on Structural Products, refer to the Structural Guide on www.metalcraftgroup.co.nz





INSULATED PANEL SYSTEMS

METECNOPANEL® (PIR)

FM Approved*

Class 1 - 4880, 4881 Unlimited Height

MetecnoPanel® is a lightweight sandwich panel with a PIR core and FM Approved.

MetecnoPanel® employs a specifically designed labyrinth joint to ensure excellent insulation to insulation contact.

The MetecnoPanel® metal to metal joint on each side has been engineered to ensure positive sealing in cold storage applications.

MetecnoPanel® is available in a variety of thicknesses and three different finishes.


PRODUCT BENEFITS

- Fire Resistant Core
- FM Approved
- Long Spans
- Thermally Efficient
- Non ozone depleting

PRODUCT PROPERTIES

Panel width: 1100mm - Panel length 11.8m*

Panel Thickness (mm)	50	75	100	150	200
'R' (m2K/W)	2.4	3.6	4.8	7.1	9.1



3D render of MetecnoPanel®

THERMOPANEL EPS-FR

ThermoPanel EPS-FR is a stressed skin sandwich panel, comprising of pre-painted steel skins continuously laminated over Expanded Polystyrene with a flame retardant additive (EPS-FR) core. The EPS-FR core, whilst having a flame retardant additive is not fire rated.

Can be used in horizontal or vertical applications and with a range of colour, joint and profile options, it can meet the functional and aesthetic requirements demanded by a variety of facilities such as Sports centres, Commercial premises, Offices, Warehouse and Factories.

PRODUCT BENEFITS

- Flame Retardant additive to EPS
- Long Spans
- NZ manufactured - Longer sheet lengths
- Thermally Efficient
- Non ozone depleting

PRODUCT PROPERTIES

Panel Width: 1200mm

Panel Thickness (mm)	50	75	100	125	150	200	250
'R' (m2K/W)	1.32	1.97	2.63	3.29	3.95	5.26	6.58



3D render of ThermoPanel EPS-FR



*Metalcraft Insulated Panels, sister company in Brisbane, is the FM Approved product owner. Panel lengths can be lapped.

METECNOSPAN® (PIR)

FM Approved*

Class 1-4880, 4881 Unlimited Height

Class 1- 4471 External roof and wall endurance standard.

MetecnoSpan® has a PIR Core and is FM Approved. It is a lightweight panel system incorporating a trapezoidal external roofing product manufactured in 1000mm cover panels for roof systems with a minimum pitch of 3 degrees.

Unlike single skin metal roof profiles, the strength of panel construction permits exceptional spans requiring fewer structural supports.

PRODUCT BENEFITS

- Fire Resistant Core
- FM Approved
- Thermally Efficient
- Lightweight
- Quick to Install
- Strong Colorbond® Steel Surface - High Tensile steel
- Non ozone depleting

PRODUCT PROPERTIES

Panel Width: 1000mm - Panel length 11.8m*

Panel Thickness (mm) 40 60 80 100

'R' (m2K/W) 2.3 3.2 4.2 5.1



3D render of MetecnoSpan®

THERMOSPAN EPS-FR

ThermoSpan EPS-FR consists of a 0.59mm profiled roofing sheet bonded to an EPS-FR core with a ceiling panel sheet bonded to the underside. ThermoSpan EPS-FR does have flame retardant properties but is not fire rated.

ThermoSpan EPS-FR can be used in a variety of residential and commercial, roof and wall cladding applications. ThermoSpan panel's are also available in a limited colour range from the COLORSTEEL® range of roof colours.

PRODUCT BENEFITS


- Flame Retardant treated
- Long Spans
- NZ manufactured - Longer sheet lengths
- Thermally Efficient
- Non ozone depleting

PRODUCT PROPERTIES

Panel Width: 1000mm

Panel Thickness (mm) 50 75 100 125 150 200 250

'R' (m2K/W) 1.32 1.97 2.63 3.29 3.95 5.26 6.58



3D render of ThermoSpan EPS-FR



*Metalcraft Insulated Panels, sister company in Brisbane, is the FM Approved product owner. Panel lengths can be lapped and or a joint incorporated into the roof design.

step











SOLAR PANELS

We are pleased to be offering a supply and installation service for a broad range of solar power solutions. This is a natural addition to our comprehensive range of roofing products and related services, enabling us to offer you the unique service of installing a roof, and a solar power package at the same time. We are also able to advise and quote on commercial scale projects or 'off-grid' systems to suit your specific requirements and install the solar panels on insulated panel roofing systems as well.

BEST PRACTICE

We follow the best practice guidelines and training scheme of the Australian Solar Council in the absence of a NZ equivalent regulatory body. We are also a corporate member of SEANZ.

SEANZ is an independent organisation representing organisations who research, manufacture, distribute, design, sell, finance and build renewable technologies and projects in New Zealand and Pacific's.

Their Mission: Drive the growth of onsite renewable electricity generation in New Zealand By developing capacity and capability of the industry.

SEANZ Members must: Meet the SEANZ entry criteria whereby company principals and directors past history is identified and taken into consideration.

- Continue business operations with honesty and integrity.
- Ensure only appropriately validated and verified, certified technology.
- That their skills and knowledge are applied ethically in the interest of their clients.

PV LAMINATES

A innovative product unique to Metalcraft. PV solar laminate strips which are another alternate method of energy collection employing "CIGS" technology. They have a durable adhesive backing so that they can be laid directly on to the roof sheet.

This system is best suited to Metalcraft Roofing's espan® 470 profile that has a flat pan with no swages which allows the laminate to achieve best adhesion and form a water tight seal.

This option is less visually conspicuous as they are only 4mm in height, yet very durable so they can withstand foot traffic without risk of damage.

Compatible roof profiles: espan® 470 profile.



Sustainable Energy
Association New Zealand



METAL FENCING

In addition to our comprehensive range of roofing, cladding and rainwater solutions, we are pleased to announce the release of the Metalcraft metal fencing range.

Metal fencing offers an attractive and high quality, yet cost effective fencing solution. As well as providing a stand alone fence solution, it also offers a versatile design alternative as it lends itself to a range of uses, for instance as infill panels between block columns. Metal fencing is suitable for domestic, rural and industrial applications. The Metalcraft Fence system has been specifically designed for easy assembly and installation, which makes it perfect for the DIY handyman.

Metalcraft Fencing products are durable, attractive, and low maintenance. The Metalcraft fencing system is manufactured from locally sourced NZ Steel COLORSTEEL® which eliminates the risk of warping, and saves you the trouble of post painting. Metalcraft Fencing offers the longevity and durability of steel, so you can trust a Metalcraft fence to endure for many years to come.

UP TO 10 YEAR MATERIAL WARRANTY*

Metalcraft Fencing Panels are backed by a warranty of up to 10 years from NZ Steel for COLORSTEEL® ENDURA® in moderate environments. This warranty of metal fencing is subject to exclusions, application and eligibility criteria.

*Terms and conditions apply.

For full terms and conditions and to determine the exclusions and eligibility of your Metalcraft metal fence. Please download the Metalcraft Fencing's Warranty and Maintenance Guide on www.metalcraftgroup.co.nz or contact your nearest Metalcraft Roofing branch.

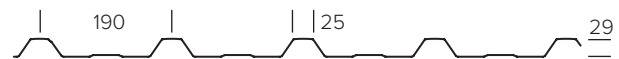
AZTEC PROFILE

Aztec has strong defined lines. The Aztec profile has a raised five rib trapezoid form on one side, and a flat aspect on the other. Aztec is a very popular profile that will complement any home or project.

Manufactured from double sided 0.35BMT G550 COLORSTEEL® ENDURA®.

Standard fence height of 1.8m. Custom heights are also available, please check with your nearest Metalcraft Roofing branch.

Please consult your nearest Metalcraft Roofing branch for panel spacing options.



KĀHU® PROFILE

A contemporary look with strong defined shadow lines. The Kāhu® profile has a high rib symmetrical profile which looks great from either side of the fence.

Manufactured from double sided 0.40BMT G550 COLORSTEEL® ENDURA®.

Standard fence height of 1.8m. Custom heights are also available, please check with your nearest Metalcraft Roofing branch.

Please consult your nearest Metalcraft Roofing branch for panel spacing options.



Dimensions are nominal and may vary depending on material and also geographical locations. Check with your nearest Metalcraft Roofing branch for profile dimensions.

OUR GROUP

United Industries Limited is a very different group of companies than it was when formed in 1991. Through the years we have enjoyed tremendous growth within all companies making up the group today and in all key activities we would be considered leaders. For more information visit www.unitedindustries.co.nz

METALCRAFT ROOFING

Operating since the 1950's and originated in the lovely town of Palmerston North. With more than 50 years experience in the industry, we have established a reputation for both manufacturing high quality roll formed products and for providing an unrivaled level of service.

www.metalcraftgroup.co.nz

METALCRAFT INSULATED PANELS

Specialises in the manufacture, supply and installation of insulated panels.

www.metalcraftgroup.co.nz

STYROBECK PLASTICS

A world class manufacturer of cut or moulded expanded polystyrene and plastic injection moulded products. These products offer solutions to the packaging, building, manufacturing, horticulture and fishing industries. They currently operate factories in Auckland and Wellington. With modern plant and the most up to date technology, their goal is to manufacture the best plastic based products most suited to their customers needs. Styrobeck Plastics have made a commitment to the environment by re-using up to 100% of internally generated waste and recycling practically all customer waste.

www.styrobeck.co.nz

KNK ARCHITECTURAL HARDWARE

Well known in the New Zealand market as a supplier of quality décor and window hardware, supported by excellent service. For over 25 years they have provided both trade and consumers with an extensive architectural range of exclusively imported and locally produced product. More recently they have added to their imported products, a range of Italian wrought iron balusters, railings and security products. These are then assembled into endless designs by craftsmen. KnK showrooms across New Zealand provide an outstanding backdrop for their extensive range. They make specifying and selecting the correct products easy for architects, interior designers, builders and home owners.

www.knkhardware.co.nz

UNITED STEEL

Sources a full range of products from a network of Australasia and South East Asian leading steel producers – sections, beams, channels, plates and structural steel destined to form the backbone of many of the country's major engineering and construction projects. Drawing on the expertise of some of the steel industry's most experienced people, the United Steel team prides itself on making the specification and use of steel as simple and economical as possible. United Steel specialises in the manufacture and distribution of reinforcing bar and welded mesh for building and construction projects. Two new state-of-the-art mesh welders provide increased production flexibility, quick response times and competitive pricing on short call orders. With five distribution centres nationwide carrying a comprehensive range of reinforcing bar and mesh, United Steel is there to meet the industry's reinforcing needs.

www.unitedsteel.co.nz

PIPES NZ

New Zealand's specialist provider of steel pipe and has an extensive stock of associated high and low pressure, flanges, bends and fittings. Pipes NZ through long standing relationships with leading global steel mills, is able to obtain the highest quality material available in the market, within the best possible lead times.

www.pipesnz.co.nz

MILLIER REINFORCING

Specialises in the fabrication and installation of reinforcing steel and mesh for all building projects. Millier Reinforcing carries a stock of steel reinforcing material, produce customised orders from construction drawings and perform on-site placement.

www.millierreinforcing.co.nz

REOFAB

Specialises in the fabrication, supply, cut, bend and delivery of reinforcing steel and the supply of reinforcing mesh for large building projects. ReoFab carries a stock of steel reinforcing material, produce customised orders from construction drawings and perform on-site placement for the Auckland Region. They are considered New Zealand's expert suppliers and fabricators of reinforcing steel with an outstanding reputation for providing quality product on time for many of the country's building projects.

www.reofab.co.nz

AKARANA TIMBERS

Stock a full range of timber and landscaping products and produce an excellent range of quality pre-nail framing and trusses. Akarana Timber offers a free estimate on house plans and specialises in house-lot orders. Every sale is backed with unparalleled customer service and advice.

www.akaranatimbers.co.nz

PIPEMAKERS NEW ZEALAND

Pipemakers imports and distributes PVC-U and PVC-M pressure, DWV, stormwater, electrical ducts, conduit and fittings to the merchant and fabrication customer base. The PVC pipe and fittings are mainly produced in our sister company operations in Melbourne and Lautoka, both of whom enjoy the prestigious AS/NZ Standards Accreditation along with the "Five Ticks Quality Endorsed Company" status for the Melbourne operation.

ZETA WINDOW & DOOR

Zeta Window & Door manufactures aluminium joinery utilising the Omega designer system. Zeta designs and manufactures aluminium windows and doors to fit any residential or commercial application. Working closely with Akarana Timbers, Zeta is able to offer outstanding customer service and has built a reputation for quality.

IMBMS

IMBMS specialises in providing rebar splicing solutions for large scale construction projects nationwide. The IRON-MAN BMS Rebar coupler system that we supply has been utilised on thousands of high-profile projects worldwide such as the Burj Khalifa (tallest Building in the world) in Dubai, The Marina Bays Sands Integrated Resort in Singapore, the Çanakkale 1915 Bridge in Turkey and the City Rail Link Project in Auckland. With our high-performance system, quick response times, specialist engineering support and excellent reputation, IMBMS are rapidly becoming the No.1 choice for contractors and engineers in NZ.

WE LOOK FORWARD
TO WORKING WITH YOU





BRANCHES

WHANGAREI

42-44 Rewa Rewa Road, Whangarei
09 470 0870
sales.whangarei@metalcraftroofing.co.nz

AUCKLAND HOBSONVILLE

25 -27 Westpoint Drive, Hobsonville
Auckland
09 444 1813
orders.ns@metalcraftroofing.co.nz

AUCKLAND EAST TAMAKI

24-26 Trugood Drive East Tamaki, Auckland
09 273 2820
orders.akl@metalcraftroofing.co.nz

HAMILTON

9 Earthmover Cres, Burbush, Hamilton
07 849 3807
sales.hamilton@metalcraftroofing.co.nz

TAURANGA

42 Poturi St, Tauriko, Tauranga
07 575 7032
sales.tauranga@metalcraftroofing.co.nz

ROTORUA

15 Monokia Street, Rotorua
07 350 1138
sales.rotorua@metalcraftroofing.co.nz

NEW PLYMOUTH

218 De Havilland Drive, Bell Block, New Plymouth
06 755 2113
sales.newplymouth@metalcraftroofing.co.nz

PALMERSTON NORTH

76 Malden Street, Palmerston North
06 358 9149
sales.palmerston@metalcraftroofing.co.nz

HASTINGS

1454A Omaha Road, Hastings
06 873 9020
sales.hastings@metalcraftroofing.co.nz

WELLINGTON

201 Gracefield Rd, Seaview, Lower Hutt
04 566 2253
orders.wgtn@metalcraftroofing.co.nz

CHRISTCHURCH

85 Columbia Ave, Hornby, Christchurch
03 349 7350
sales.christchurch@metalcraftroofing.co.nz

CROMWELL

20 McNulty Road, Cromwell
03 445 4180
sales.cromwell@metalcraftroofing.co.nz

www.metalcraftgroup.co.nz