

Whangarei

42-44 Rewa Rewa Road, Whangarei
 T: 09 470 0870 F: 09 470 0879
 E: sales.whangarei@metalcraftroofing.co.nz

Auckland North Shore

Franchised Operations
 4 Silverfield, Wairau Park, Glenfield, Auckland
 T: 09 444 1813 F: 09 444 9799
 E: sales.auckland@metalline.co.nz

Auckland East Tamaki

26 Trugood Drive East Tamaki, Auckland
 T: 09 273 2820 F: 09 274 0251
 E: sales.aucklandmanufacturing@metalcraftroofing.co.nz

Hamilton

25 Sheffield Street, Hamilton
 T: 07 849 3807 F: 07 849 6889
 E: sales.hamilton@metalcraftroofing.co.nz

Rotorua Franchised Operations

15 Monokia Street, Rotorua
 T: 07 350 1138 F: 07 350 1148
 E: sales.rotorua@metalline.co.nz

Tauranga Franchised Operations

143 Totara Street, Mt Maunganui
 T: 07 575 7032 F: 07 575 7013
 E: sales.tauranga@metalline.co.nz

New Plymouth

218 De Havilland Drive, Bell Block, New Plymouth
 T: 06 755 2113 F: 06 755 0021
 E: sales.newplymouth@metalcraftroofing.co.nz

Palmerston North

76 Malden Street, Palmerston North
 T: 06 358 9149 F: 06 358 7967
 Freephone: 0508 589 145
 E: sales.palmerston@metalcraftroofing.co.nz

Hastings

1454A Omaha Road, Hastings
 T: 06 873 9020 F: 06 879 8284
 E: sales.hastings@metalcraftroofing.co.nz

Wellington

201 Gracefield Rd, Seaview, Lower Hutt
 T: 04 566 2253 F: 04 566 2256
 E: sales.wellington@metalcraftroofing.co.nz

Christchurch

85 Columbia Ave, Hornby, Christchurch
 T: 03 349 7350 F: 03 349 7365
 Freephone 0800 333 056
 E: sales.christchurch@metalcraftroofing.co.nz

Cromwell

20 McNulty Road, Cromwell
 T: 03 445 4180 F: 03 445 3581
 E: sales.cromwell@metalcraftroofing.co.nz



Satisfaction guaranteed

Metalcraft Roofing has more than 50 years experience in the roofing industry which ensures your satisfaction is guaranteed. With 12 branches nationwide we pride ourselves on being New Zealand's largest and most established privately owned building product rollformer and installer with an extensive range of longrun roofing profiles, lightweight metal tiles, metal fencing, rainwater system solutions and a variety of solar generation solutions. We also have a structural steel and insulated panel division.

Metal Fencing For Swimming Pools

A safe and secure fencing solution.

Contact us now:

Tel: 0800 341 341
 www.metalcraftroofing.co.nz
 www.metalcraftfencing.co.nz



COMPLIANT

With the New Zealand Pool Fencing Act 1987 and the New Zealand Standards: 8500 : 2006, when installed correctly.

Metalcraft Fencing is ideal for swimming pool areas

Metalcraft Metal Fencing is ideally suited for swimming pool areas, the solid metal screen provides for extra safety and peace of mind. When installed correctly and as per this document the Metalcraft Metal Fencing complies with both the New Zealand Fencing of Swimming Pools Act 1987 and the New Zealand Standards: 8500 : 2006.

The Metalcraft fencing system is manufactured from locally sourced NZ Steel COLORSTEEL® which eliminates the risk of warping, and saves you the trouble of post painting. Metalcraft Fencing offers the longevity and durability of steel, so you can trust a Metalcraft fence to endure for many years to come.

Our product range includes metal fence panels, posts, rails, gates and accessories which are all available in a variety of colours. Our fencing products are designed to suit any building style and its environment. Please refer to the Metal Fencing Brochure for more information.



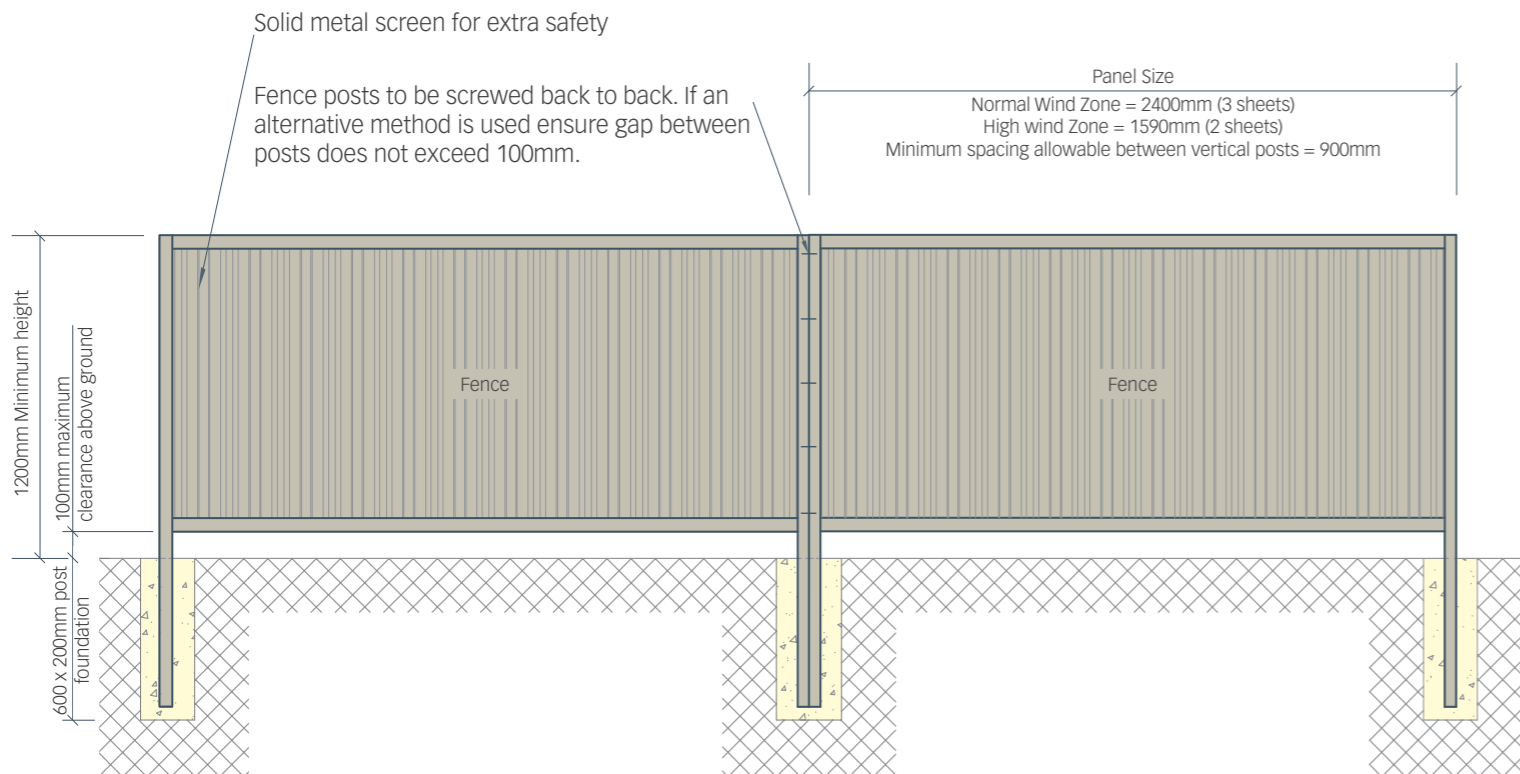
COLORSTEEL® Endura™

Installation requirements:

Metalcraft fencing is simple to install. Posts are screwed together back to back before being secured in position, which gives them considerable strength in the ground. The rail sections are designed to slip inside the post profile snugly to ensure a good fit, then screwed in place to retain the infill panels. Our posts and rails are pre-painted to your requirements and offered in standard dimension to simplify ordering and minimise labour on site. We can also custom manufacture if required.

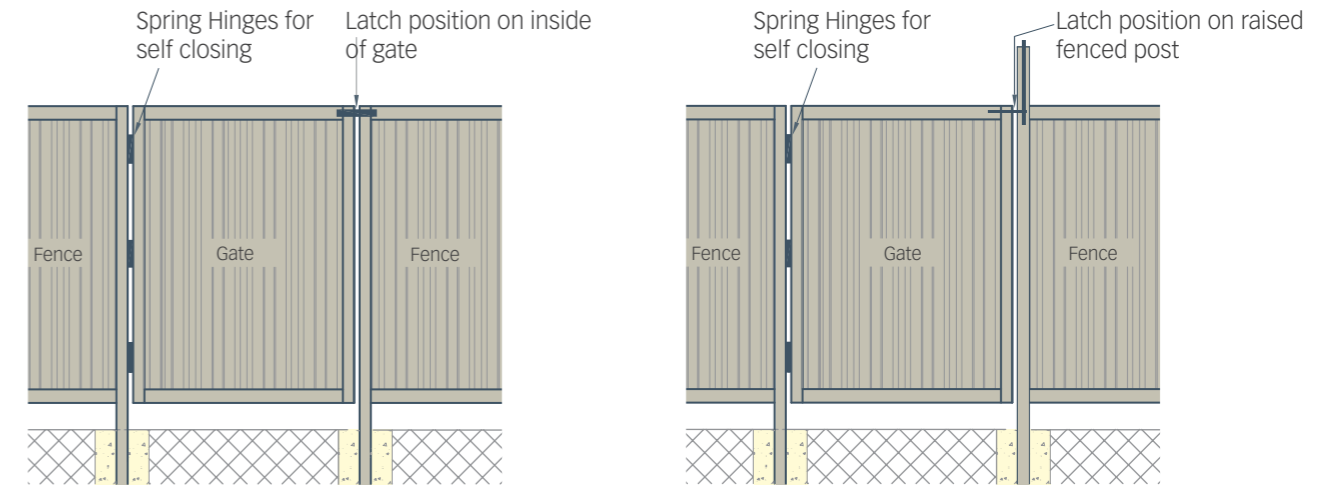
Recommended maintenance:

- Wash with soapy water and a soft brush every 2-3 months. (More frequently is advisable near a marine environment).
- Clear any debris from bottom rail regularly to ensure water can drain through holes.



Side view of swimming pool fence

- Any gap under the fence must not be greater than 100mm.
- Top of fence rail must be a minimum of 1200mm away from finished ground level or top of any climbable object.
- When the pool gate is held 150mm open in a stationary position and then released the gate must self close and self latch consultation with your local Council Pool Inspector regarding your pool fence layout is recommended.



Side view of Swimming pool gates showing latch options

Metalcraft Roofing has a range of gates to complement the standard range of Metalcraft fencing and accessories. These are available as personal access gates, or in larger sizes that are suitable for pool use. They are supplied pre-assembled as they are fabricated with a galvanised steel spine that reinforces the gate and ensures it is robust and durable.

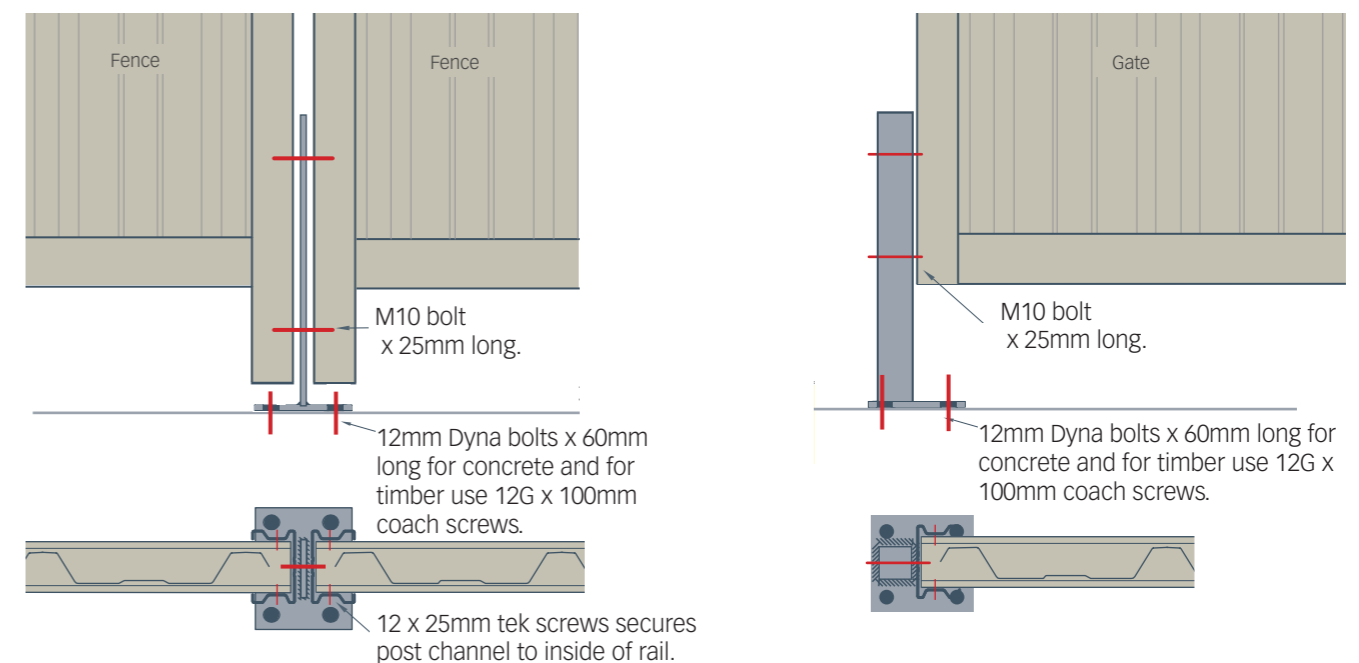
Standard gate sizes:

- 1750mm x 820mm – to suit 1800mm fence height.
- 1450mm x 820mm – to suit 1500mm fence height.

We can also custom make gates to your specific requirements, please contact your local Metalcraft Roofing branch to discuss further.

- Latches must be positioned 1500mm above finished ground level or any permanent projections. Latches to be positioned on the inside of the gate or preferably on a raised fence post. (Refer to Gate Detail illustrations).
- All gates to be fitted with a latch that operates automatically on closing and prevents the gate from re-opening. Latches are required to self close without assistance when released from any position.
- All gates must swing outwards and away from the pool area.
- Gate must not be able to lift off the hinges or push down to release latch.
- Gates must be self closing.

If double gates are required for maintenance access then one of the double gates must be locked permanently in the closed position. This can be done either with a key lockable drop bolt or padlock. Prior approval might be required so please check with your local council as to specific requirements.



Fencing bracket

Required only when the fence is to be installed directly onto the top of either a concrete slab or deck.

Gate bracket

Required only when the gate is to be installed directly onto the top of either a concrete slab or deck.