


Easy Installation

Metalcraft fencing is simple to install. Posts are screwed together back to back before being secured in position, which gives them considerable strength in the ground. The rail sections are designed to slip inside the post profile snugly to ensure a good fit, then screwed in place to retain the infill panels. Our posts and rails are prepainted to your requirements and run in fixed lengths to simplify ordering and minimise labour on site.



Step By Step:

1. Set the string line
2. Mark the post holes
3. Dig the post holes
4. Assemble intermediate posts
5. Erect end posts
6. Cement end posts
7. Reset the stringline for intermediate posts
8. Erect intermediate posts
9. Insert and fasten bottom rails
10. Drop in infill panels
11. Insert and fasten top rails

Tools required

- Pegs
- Stringline
- Measuring tape
- Spray can
- Shovel or auger
- Level
- Wheelbarrow
- Vice grips
- Drill or tek gun
- Tek drive bit

Contact us now:

Tel: 0800 341 341
www.metalcraftroofing.co.nz

Whangarei

42-44 Rewa Rewa Road, Whangarei
T: 09 430 1070 F: 09 430 1071
E: sales.whangarei@metalcraftroofing.co.nz

Auckland North Shore

4 Silverfield, Wairau Park, North Shore
T: 09 444 1802 F: 09 444 9799
E: sales.auckland@metalline.co.nz

Auckland East Tamaki

26 Trugood Drive East Tamaki
T: 09 273 2820 F: 09 274 0251
E: sales.aucklandmanufacturing@metalcraftroofing.co.nz

Hamilton

25 Sheffield Street, Hamilton
T: 07 849 3807 F: 07 849 6889
E: sales.hamilton@metalcraftroofing.co.nz

Rotorua

15 Monokia Street, Rotorua
T: 07 350 1138 F: 07 350 1148
E: sales.rotorua@metalline.co.nz

Tauranga

143 Totora Street, Mt Maunganui
T: 07 575 7032 F: 07 575 7013
E: sales.tauranga@metalline.co.nz

New Plymouth

218A De Havilland Drive, Bell Block, New Plymouth
T: 06 755 2113 F: 06 755 0021
E: sales.newplymouth@metalcraftroofing.co.nz

Hastings

1454A Omahu Road, Hastings
T: 06 873 9020 F: 06 879 8284
E: sales.hastings@metalcraftroofing.co.nz

Palmerston North

76 Malden Street, Palmerston North
T: 06 358 9149 F: 06 358 7967
E: sales.palmerston@metalcraftroofing.co.nz

Wellington

201 Gracefield Rd, Seaview, Lower Hutt
T: 04 566 2253 F: 04 566 2256
E: sales.wellington@metalcraftroofing.co.nz

Christchurch


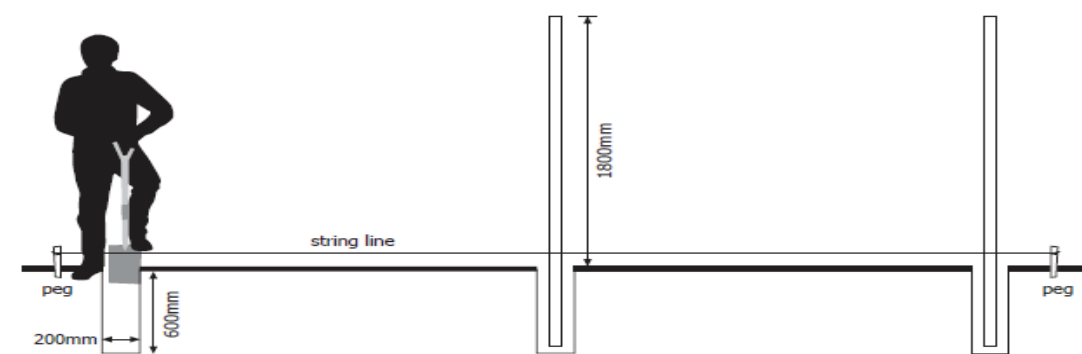
85 Columbia Ave, Hornby, Christchurch
T: 03 349 7350 F: 03 349 7365
E: sales.christchurch@metalcraftroofing.co.nz

Cromwell

20 McNulty Road, Cromwell
T: 03 445 4180 F: 03 445 3581
E: sales.cromwell@metalcraftroofing.co.nz

Watch Install videos now: www.metalcraftfencing.co.nz

Installation instructions are also available to be downloaded as pdf from our website



Satisfaction guaranteed

Metalcraft Roofing has more than 50 years experience in the roofing industry which ensures your satisfaction is guaranteed. With 12 branches nationwide we pride ourselves on being New Zealand's largest and most established privately owned building product rollformer and installer with an extensive range of longrun roofing profiles, lightweight metal tiles, metal fencing, rainwater system solutions and a variety of solar generation solutions. We also have a structural steel and insulated panel division.



Metal Fencing

Durable, lightweight and easy to install

Quality Rest Assured

The Metalcraft fencing system is manufactured from locally sourced NZ Steel COLORSTEEL® which eliminates the risk of warping, and saves you the trouble of post painting. Metalcraft Fencing offers the longevity and durability of steel, so you can trust a Metalcraft fence to endure for many years to come.

Our product range includes metal fence panels, posts, rails, gates and accessories which are all available in a variety of colours. Our fencing products are designed to suit any building style and its environment.

Quotes

Contact your local Metalcraft Roofing branch for a quote or use our easy online quoting system on www.metalcraftfencing.co.nz



COLORSTEEL Endura™


Peace Of Mind

Metalcraft fencing has no toe holds giving you peace of mind that your loved ones are safe and secure.



Designed For Versatility

Metalcraft fencing can be used in different design scenarios providing you with greater versatility for instance the panels can be used as infill panels between block or brick columns.



Aztec Profile

A contemporary look with strong defined lines. The Aztec profile has a raised five rib trapezoid form on one side, and a flat aspect on the other. Aztec is a very popular profile that will complement any home or project.

Standard sheet sizes:
Single Sheet Width: 810mm
Two Sheets with single rib overlap: 1620mm
Triple Sheet with single rib overlap: 2395mm





Range Of Gates

Metalcraft Roofing has a range of gates to complement the standard range of Metalcraft fencing and accessories. These are available as personal access gates, or in larger sizes to span driveways. They are supplied pre-assembled as they are fabricated with a galvanised steel spine that reinforces the gate and ensures it is robust and durable.


Standard gate sizes:
1750mm x 820mm – to suit 1800mm fence height.
1450mm x 820mm – to suit 1500mm fence height.

We can also custom make gates to your specific requirements, please contact your local Metalcraft Roofing branch to discuss further.



Post And Rails

An innovative roll formed post and rail system offers the dual benefit of strength and ease of installation. A key advantage of this fencing system is that our steel posts and rails are robust enough to eliminate the need for any intermediate rails, affording clean lines and a tidy look on both sides of the fence.












Sustainable

Steel is a recyclable product, so you can be confident in the knowledge that it does not have to be disposed of in landfill. Instead it can easily be recycled and reused, thereby minimising resource use and reducing impact on our environment.

As well as this, New Zealand Steel has devoted considerable effort and resources to ensure that their manufacturing processes consider and minimise environmental impacts adhere to the concepts of sustainability. This is evident in the range of environmental certifications that they have secured such as the International Environmental Management Standard, the ISO14001.

Range Of Colours

We recommend checking your chosen colour against an actual sample of the product before purchasing as varying light conditions and limitations of the printing process affect colour tones.

		
TIATANIA	MIST GREEN	STONE
		
GREY FRIARS	NEW DENIM	IRONSAND
		
PERMANENT GREEN	LIGNITE	SCORIA

