

Metcom 930

COMMERCIAL ROOFING

DETAIL LIST

00 / 14	COVER SHEET
01 / 14	RIDGE WITH PROFILED APEX
02 / 14	RIDGE WITH NON PROFILED APEX
03 / 14	SAWTOOTH RIDGE
04 / 14	FLUSH EAVE WITH EXTERNAL GUTTER BRACKET
05 / 14	FLUSH EAVE WITH PAN FIXED GUTTER
06 / 14	BARGE OVERHANG
07 / 14	BARGE WITH PROFILED CLADDING
08 / 14	PARAPET WITH TRANSVERSE APRON
09 / 14	TRANSVERSE APRON
10 / 14	PARALLEL APRON
11 / 14	ROOF STEP
12 / 14	TRANSLUCENT SHEETS - LONG SECTION
13 / 14	TRANSLUCENT SHEETS - CROSS

CRMCM930

0800 ROOFNZ (0800 766 369)
www.metalcraftroofing.co.nz

Architectural / Specification Enquiries

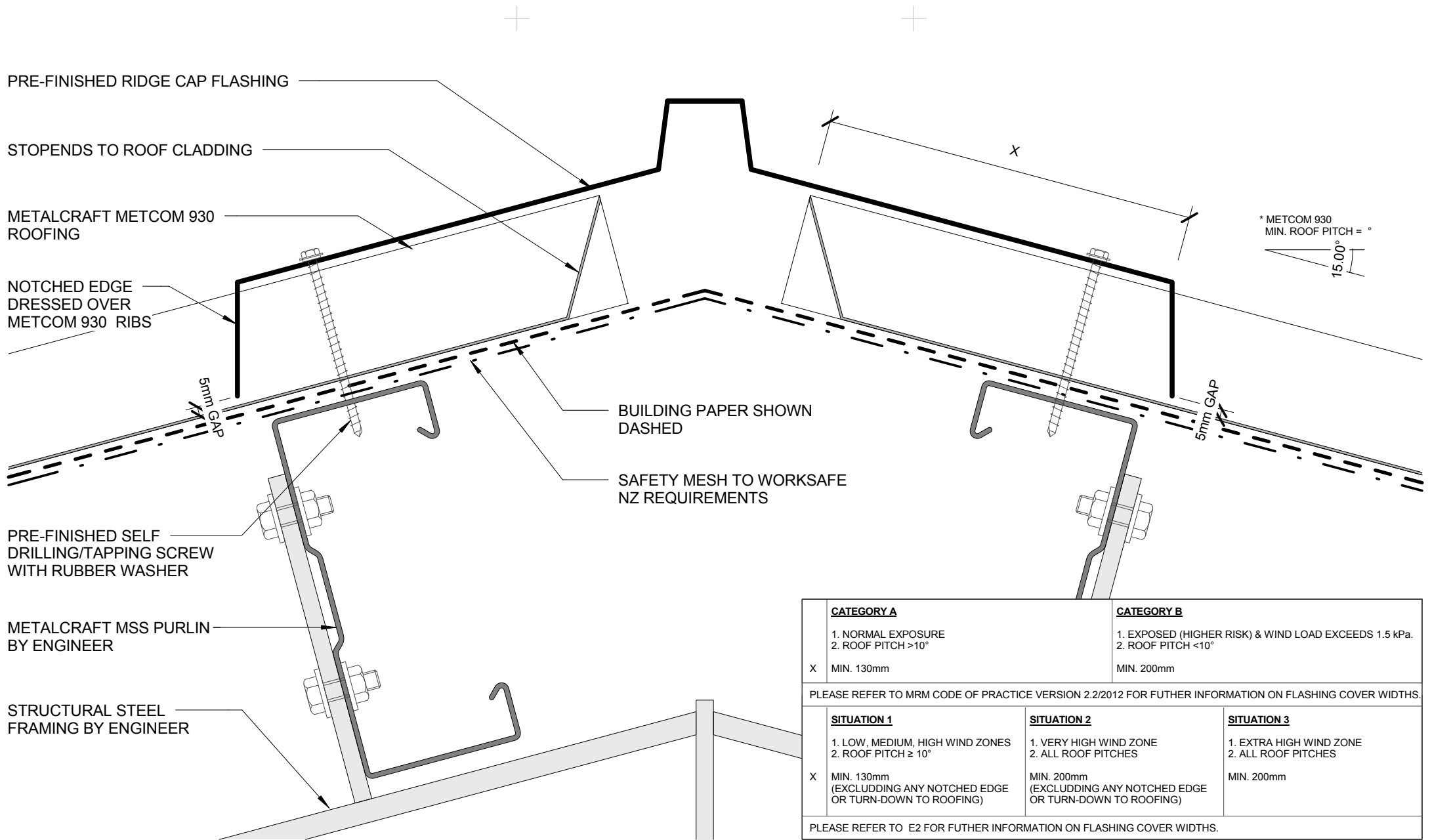
Ph: 09 274 0408

Mobile: 027 603 1096

Email: Frances.charles@unitedindustries.co.nz



Metalcraft
Roofing



PRE-FINISHED RIDGE CAP FLASHING

STOPENDS TO ROOF CLADDING

METALCRAFT METCOM 930 ROOFING

NOTCHED EDGE DRESSED OVER METCOM 930 RIBS

5mm GAP

BUILDING PAPER SHOWN DASHED

SAFETY MESH TO WORKSAFE NZ REQUIREMENTS

PRE-FINISHED SELF DRILLING/TAPPING SCREW WITH RUBBER WASHER

METALCRAFT MSS PURLIN BY ENGINEER

STRUCTURAL STEEL FRAMING BY ENGINEER

* METCOM 930 MIN. ROOF PITCH = 15.00°

CATEGORY A		CATEGORY B	
1. NORMAL EXPOSURE 2. ROOF PITCH >10°		1. EXPOSED (HIGHER RISK) & WIND LOAD EXCEEDS 1.5 kPa. 2. ROOF PITCH <10°	
X	MIN. 130mm		MIN. 200mm
PLEASE REFER TO MRM CODE OF PRACTICE VERSION 2.2/2012 FOR FUTURE INFORMATION ON FLASHING COVER WIDTHS.			
SITUATION 1		SITUATION 2	SITUATION 3
1. LOW, MEDIUM, HIGH WIND ZONES 2. ROOF PITCH ≥ 10°		1. VERY HIGH WIND ZONE 2. ALL ROOF PITCHES	1. EXTRA HIGH WIND ZONE 2. ALL ROOF PITCHES
X	MIN. 130mm (EXCLUDING ANY NOTCHED EDGE OR TURN-DOWN TO ROOFING)	MIN. 200mm (EXCLUDING ANY NOTCHED EDGE OR TURN-DOWN TO ROOFING)	MIN. 200mm
PLEASE REFER TO E2 FOR FUTURE INFORMATION ON FLASHING COVER WIDTHS.			

- BUILDING PAPER IS THE COMMON GENERIC NAME FOR PERMEABLE ROOF AND WALL UNDERLAYS. PLEASE REFER TO NZBC E2/AS1 AND MRM CODE OF PRACTICE VERSION 2.2 /2012.

* - PLEASE REFER TO MRM CODE OF PRACTICE VERSION 2.2 /2012 AS MINIMUM PITCH WILL INCREASE DEPENDING ON SHEET LENGTH.



DISCLAIMER:
All details are to be used for indicative purposes only and the designer should consult both the MRM code of practice version 2.2 /2012, E2 and all other relevant building codes. Details of the supporting mechanisms are indicative only. Compliance of the supporting mechanisms is the responsibility of the designer. Construction detail can vary for wall cladding. The underlay is detailed as a single line for simplicity and is indicative only. Building paper type and method of installation should comply with underlay manufacturers recommendations and NZBC regulations.

RIDGE WITH PROFILED APEX
COMMERCIAL ROOFING

Metcom 930

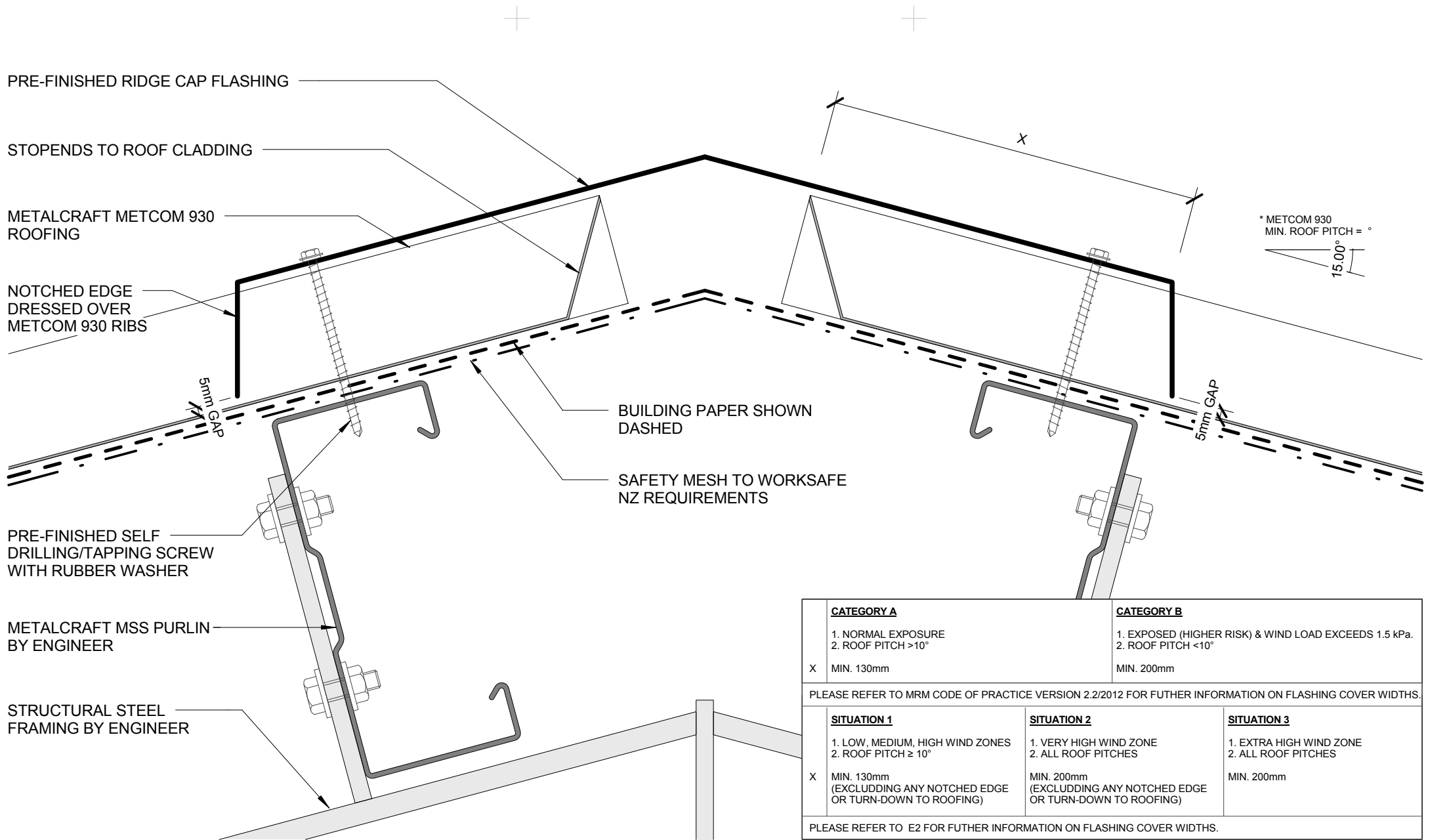
Reference CRMCM930

Date 2014

Scale 1 : 2

Sheet

01 / 14



- BUILDING PAPER IS THE COMMON GENERIC NAME FOR PERMEABLE ROOF AND WALL UNDERLAYS. PLEASE REFER TO NZBC E2/AS1 AND MRM CODE OF PRACTICE VERSION 2.2 /2012.

* - PLEASE REFER TO MRM CODE OF PRACTICE VERSION 2.2 /2012 AS MINIMUM PITCH WILL INCREASE DEPENDING ON SHEET LENGTH.

CATEGORY A		CATEGORY B	
1. NORMAL EXPOSURE 2. ROOF PITCH >10°		1. EXPOSED (HIGHER RISK) & WIND LOAD EXCEEDS 1.5 kPa. 2. ROOF PITCH <10°	
X	MIN. 130mm		MIN. 200mm
PLEASE REFER TO MRM CODE OF PRACTICE VERSION 2.2/2012 FOR FUTHER INFORMATION ON FLASHING COVER WIDTHS.			
SITUATION 1		SITUATION 2	SITUATION 3
1. LOW, MEDIUM, HIGH WIND ZONES 2. ROOF PITCH ≥ 10°		1. VERY HIGH WIND ZONE 2. ALL ROOF PITCHES	1. EXTRA HIGH WIND ZONE 2. ALL ROOF PITCHES
X	MIN. 130mm (EXCLUDING ANY NOTCHED EDGE OR TURN-DOWN TO ROOFING)	MIN. 200mm (EXCLUDING ANY NOTCHED EDGE OR TURN-DOWN TO ROOFING)	MIN. 200mm
PLEASE REFER TO E2 FOR FUTHER INFORMATION ON FLASHING COVER WIDTHS.			



DISCLAIMER:
All details are to be used for indicative purposes only and the designer should consult both the MRM code of practice version 2.2 /2012, E2 and all other relevant building codes
Details of the supporting mechanisms are indicative only. Compliance of the supporting mechanisms is the responsibility of the designer. Construction detail can vary for wall cladding. The underlay is detailed as a single line for simplicity and is indicative only. Building paper type and method of installation should comply with underlay manufacturers recommendations and NZBC regulations.

RIDGE WITH NON PROFILED APEX
COMMERCIAL ROOFING

Metcom 930

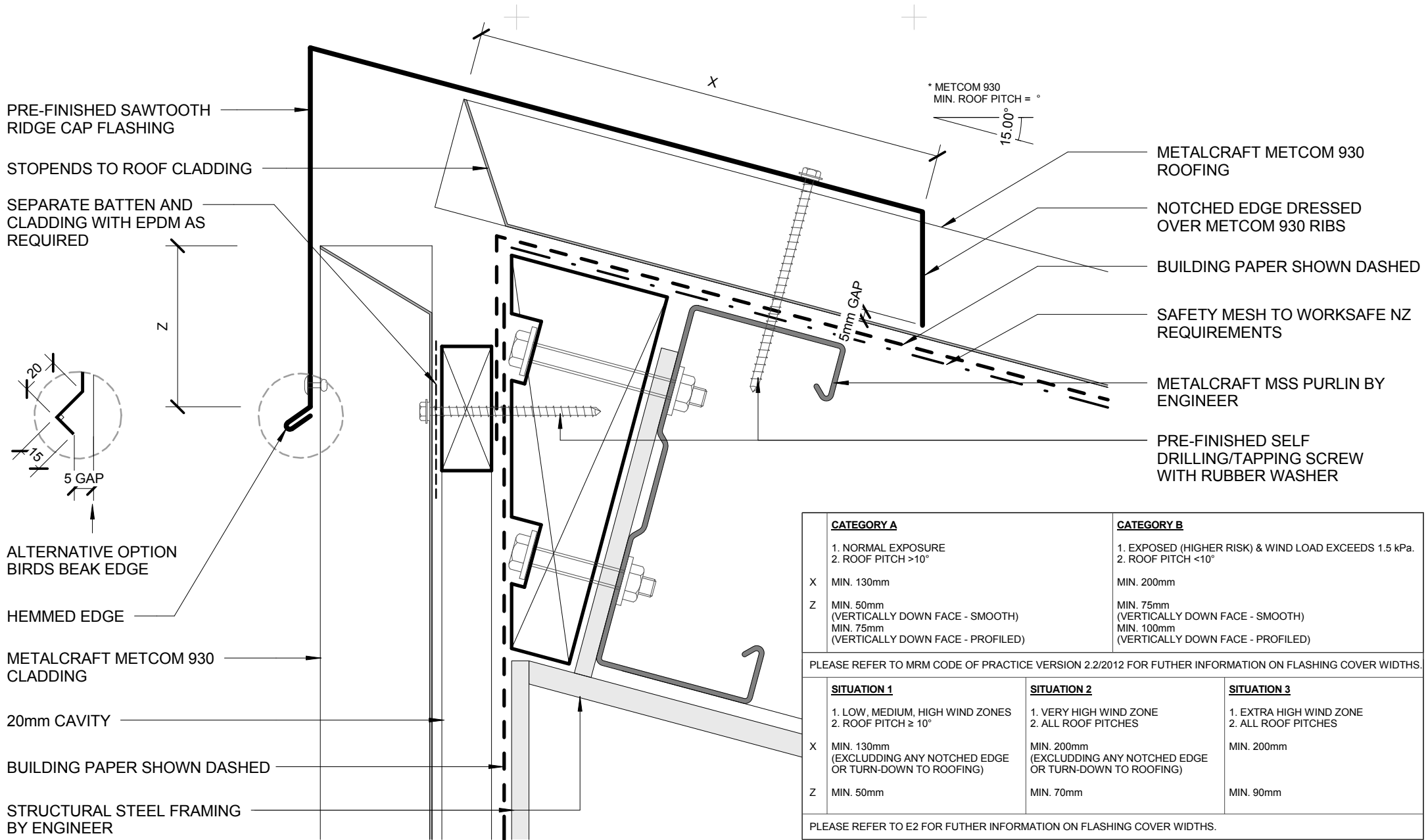
Reference CRMCM930

Date 2014

Scale 1 : 2

Sheet

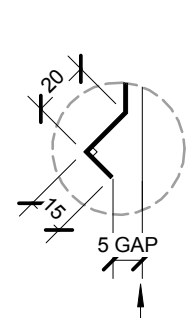
02 / 14



PRE-FINISHED SAWTOOTH RIDGE CAP FLASHING

STOPENDS TO ROOF CLADDING

SEPARATE BATTEN AND CLADDING WITH EPDM AS REQUIRED



ALTERNATIVE OPTION BIRDS BEAK EDGE

HEMMED EDGE

METALCRAFT METCOM 930 CLADDING

20mm CAVITY

BUILDING PAPER SHOWN DASHED

STRUCTURAL STEEL FRAMING BY ENGINEER

* METCOM 930
MIN. ROOF PITCH = °
15.00°

METALCRAFT METCOM 930 ROOFING

NOTCHED EDGE DRESSED OVER METCOM 930 RIBS

BUILDING PAPER SHOWN DASHED

SAFETY MESH TO WORKSAFE NZ REQUIREMENTS

METALCRAFT MSS PURLIN BY ENGINEER

PRE-FINISHED SELF DRILLING/TAPPING SCREW WITH RUBBER WASHER

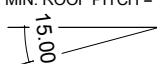
CATEGORY A		CATEGORY B	
1. NORMAL EXPOSURE 2. ROOF PITCH >10°		1. EXPOSED (HIGHER RISK) & WIND LOAD EXCEEDS 1.5 kPa. 2. ROOF PITCH <10°	
X	MIN. 130mm	MIN. 200mm	
Z	MIN. 50mm (VERTICALLY DOWN FACE - SMOOTH) MIN. 75mm (VERTICALLY DOWN FACE - PROFILED)	MIN. 75mm (VERTICALLY DOWN FACE - SMOOTH) MIN. 100mm (VERTICALLY DOWN FACE - PROFILED)	
PLEASE REFER TO MRM CODE OF PRACTICE VERSION 2.2/2012 FOR FUTURE INFORMATION ON FLASHING COVER WIDTHS.			
SITUATION 1	SITUATION 2	SITUATION 3	
1. LOW, MEDIUM, HIGH WIND ZONES 2. ROOF PITCH ≥ 10°	1. VERY HIGH WIND ZONE 2. ALL ROOF PITCHES	1. EXTRA HIGH WIND ZONE 2. ALL ROOF PITCHES	
X	MIN. 130mm (EXCLUDING ANY NOTCHED EDGE OR TURN-DOWN TO ROOFING)	MIN. 200mm (EXCLUDING ANY NOTCHED EDGE OR TURN-DOWN TO ROOFING)	MIN. 200mm
Z	MIN. 50mm	MIN. 70mm	MIN. 90mm
PLEASE REFER TO E2 FOR FUTURE INFORMATION ON FLASHING COVER WIDTHS.			

- BUILDING PAPER IS THE COMMON GENERIC NAME FOR PERMEABLE ROOF AND WALL UNDERLAYS. PLEASE REFER TO NZBC E2/AS1 AND MRM CODE OF PRACTICE VERSION 2.2 /2012.

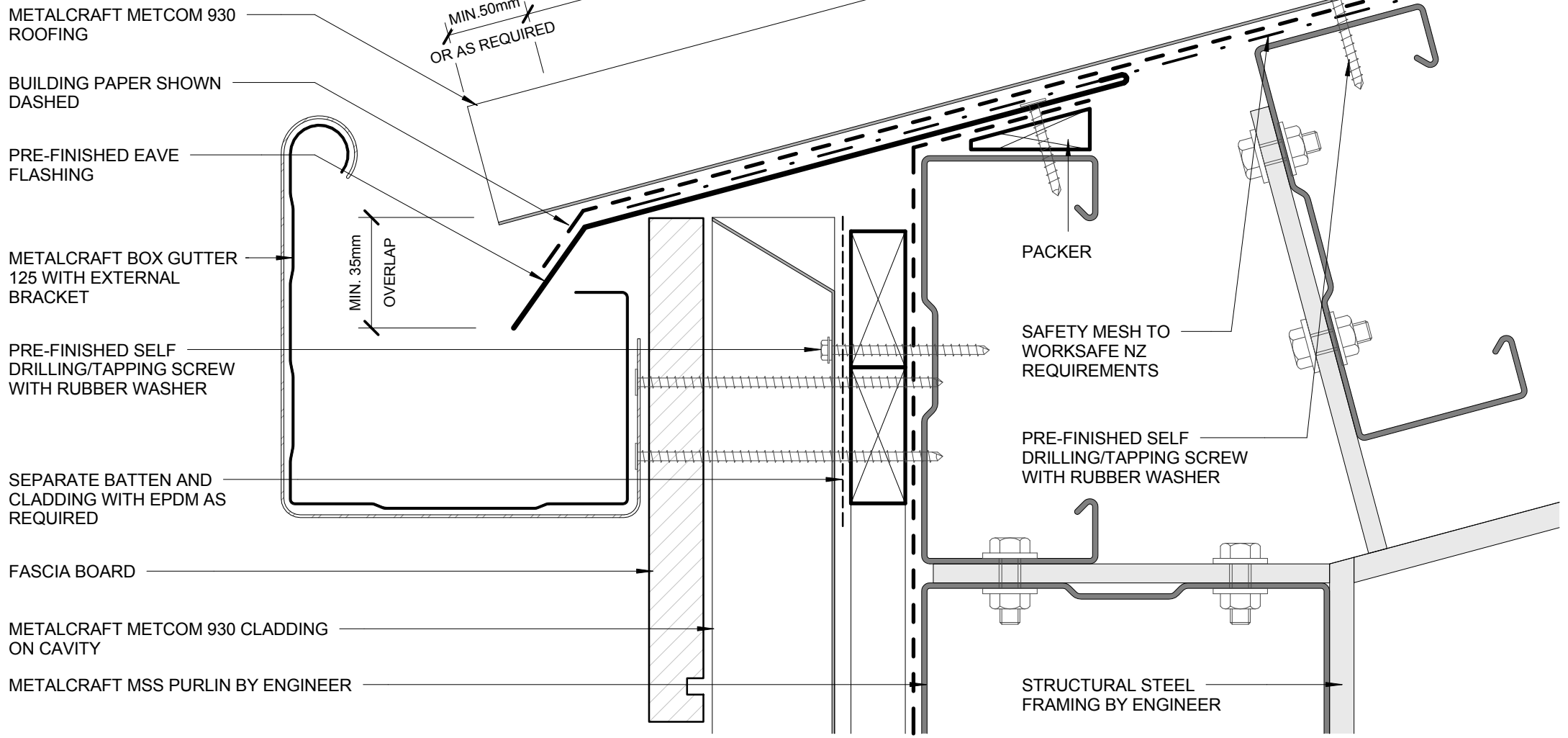
* - PLEASE REFER TO MRM CODE OF PRACTICE VERSION 2.2 /2012 AS MINIMUM PITCH WILL INCREASE DEPENDING ON SHEET LENGTH.

DISCLAIMER:
All details are to be used for indicative purposes only and the designer should consult both the MRM code of practice version 2.2 /2012, E2 and all other relevant building codes
Details of the supporting mechanisms are indicative only. Compliance of the supporting mechanisms is the responsibility of the designer. Construction detail can vary for wall cladding. The underlay is detailed as a single line for simplicity and is indicative only. Building paper type and method of installation should comply with underlay manufacturers recommendations and NZBC regulations.

EAVE FLASHING REQUIRED WHEN
 - ROOF PITCH $\leq 10^\circ$, OR
 - SOFFIT WIDTH $\leq 100\text{mm}$, OR
 - WIND ZONES = VERY HIGH OR EXTRA HIGH OR
 - ENGINEER SPECIFIC DESIGN

* METCOM 930
 MIN. ROOF PITCH = $^\circ$


DIMENSION TO SUIT
 SUGGEST MIN. 125mm



- BUILDING PAPER IS THE COMMON GENERIC NAME FOR PERMEABLE ROOF AND WALL UNDERLAYS. PLEASE REFER TO NZBC E2/AS1 AND MRM CODE OF PRACTICE VERSION 2.2 /2012.

* - PLEASE REFER TO MRM CODE OF PRACTICE VERSION 2.2 /2012 AS MINIMUM PITCH WILL INCREASE DEPENDING ON SHEET LENGTH.

DISCLAIMER:
 All details are to be used for indicative purposes only and the designer should consult both the MRM code of practice version 2.2 /2012, E2 and all other relevant building codes.
 Details of the supporting mechanisms are indicative only. Compliance of the supporting mechanisms is the responsibility of the designer. Construction detail can vary for wall cladding. The underlay is detailed as a single line for simplicity and is indicative only. Building paper type and method of installation should comply with underlay manufacturers recommendations and NZBC regulations.

FLUSH EAVE WITH EXTERNAL GUTTER BRACKET
COMMERCIAL ROOFING



Metcom 930

Reference CRMCM930

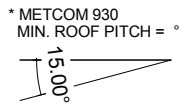
Date 2014

Scale 1 : 2

Sheet

04 / 14

EAVE FLASHING REQUIRED WHEN
 - ROOF PITCH $\leq 10^\circ$, OR
 - SOFFIT WIDTH $\leq 100\text{mm}$, OR
 - WIND ZONES = VERY HIGH OR EXTRA HIGH OR
 - ENGINEER SPECIFIC DESIGN



METALCRAFT METCOM 930 ROOFING

BUILDING PAPER SHOWN DASHED

PRE-FINISHED EAVE FLASHING

METALCRAFT BOX GUTTER 125 WITH EXTERNAL BRACKET

PRE-FINISHED SELF DRILLING/TAPPING SCREW WITH RUBBER WASHER

SEPARATE BATTEN AND CLADDING WITH EPDM AS REQUIRED

METALCRAFT METCOM 930 CLADDING ON CAVITY

METALCRAFT MSS PURLIN BY ENGINEER

MIN. 50mm OR AS REQUIRED

DIMENSION TO SUIT SUGGEST MIN. 125mm

MIN. 35mm OVERLAP

PACKER

SAFETY MESH TO WORKSAFE NZ REQUIREMENTS

PRE-FINISHED SELF DRILLING/TAPPING SCREW WITH RUBBER WASHER

STRUCTURAL STEEL FRAMING BY ENGINEER

- BUILDING PAPER IS THE COMMON GENERIC NAME FOR PERMEABLE ROOF AND WALL UNDERLAYS. PLEASE REFER TO NZBC E2/AS1 AND MRM CODE OF PRACTICE VERSION 2.2 /2012.

* - PLEASE REFER TO MRM CODE OF PRACTICE VERSION 2.2 /2012 AS MINIMUM PITCH WILL INCREASE DEPENDING ON SHEET LENGTH.

DISCLAIMER:
 All details are to be used for indicative purposes only and the designer should consult both the MRM code of practice version 2.2 /2012, E2 and all other relevant building codes
 Details of the supporting mechanisms are indicative only. Compliance of the supporting mechanisms is the responsibility of the designer. Construction detail can vary for wall cladding. The underlay is detailed as a single line for simplicity and is indicative only. Building paper type and method of installation should comply with underlay manufacturers recommendations and NZBC regulations.

FLUSH EAVE WITH PAN FIXED GUTTER
 COMMERCIAL ROOFING



Metcom 930

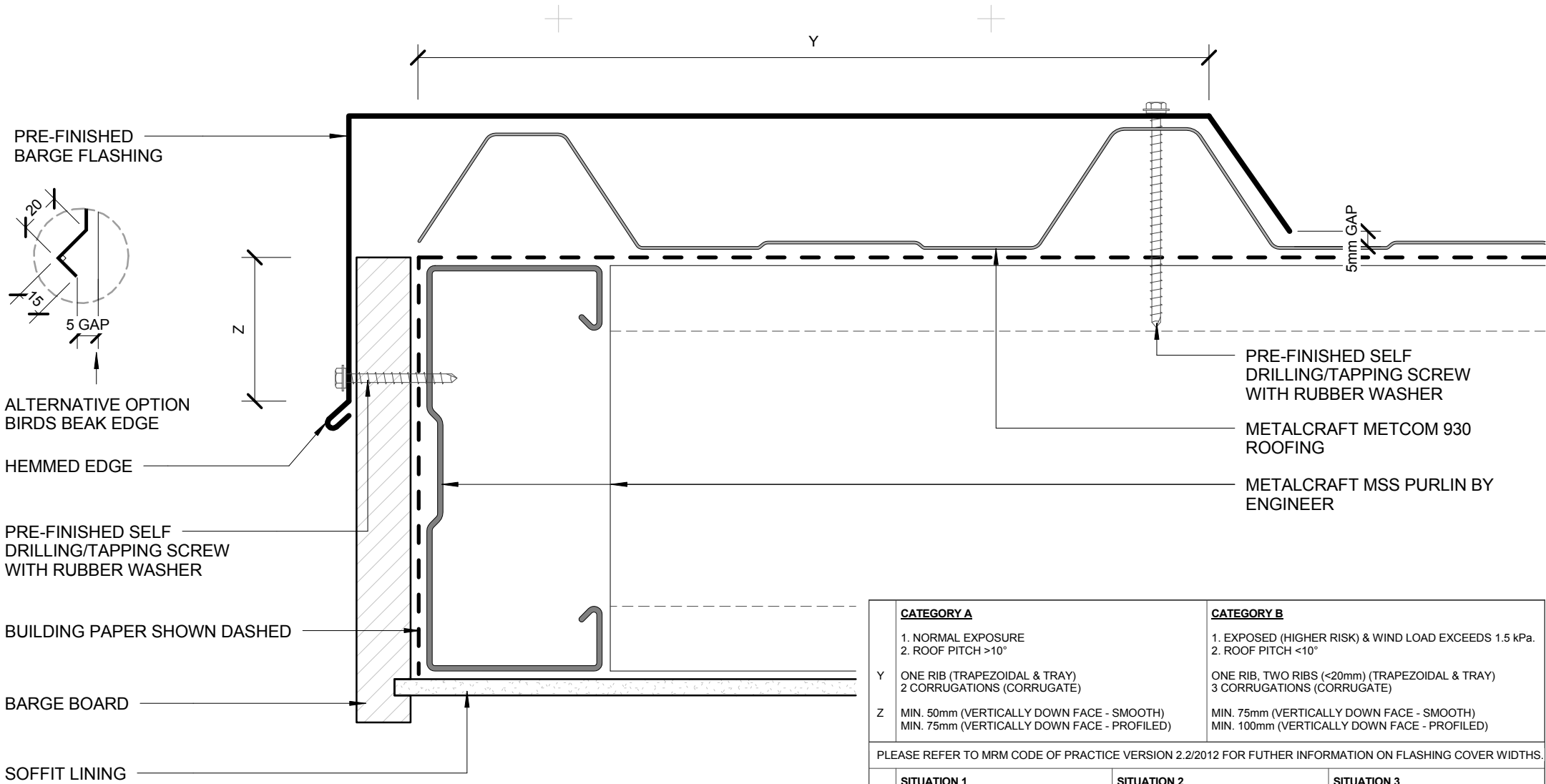
Reference CRMCM930

Date 2014

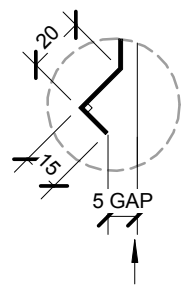
Scale 1 : 2

Sheet

05 / 14



PRE-FINISHED BARGE FLASHING



ALTERNATIVE OPTION BIRDS BEAK EDGE

HEMMED EDGE

PRE-FINISHED SELF DRILLING/TAPPING SCREW WITH RUBBER WASHER

BUILDING PAPER SHOWN DASHED

BARGE BOARD

SOFFIT LINING

PRE-FINISHED SELF DRILLING/TAPPING SCREW WITH RUBBER WASHER

METALCRAFT METCOM 930 ROOFING

METALCRAFT MSS PURLIN BY ENGINEER

	CATEGORY A	CATEGORY B
	1. NORMAL EXPOSURE 2. ROOF PITCH >10°	1. EXPOSED (HIGHER RISK) & WIND LOAD EXCEEDS 1.5 kPa. 2. ROOF PITCH <10°
Y	ONE RIB (TRAPEZOIDAL & TRAY) 2 CORRUGATIONS (CORRUGATE)	ONE RIB, TWO RIBS (<20mm) (TRAPEZOIDAL & TRAY) 3 CORRUGATIONS (CORRUGATE)
Z	MIN. 50mm (VERTICALLY DOWN FACE - SMOOTH) MIN. 75mm (VERTICALLY DOWN FACE - PROFILED)	MIN. 75mm (VERTICALLY DOWN FACE - SMOOTH) MIN. 100mm (VERTICALLY DOWN FACE - PROFILED)
PLEASE REFER TO MRM CODE OF PRACTICE VERSION 2.2/2012 FOR FUTURE INFORMATION ON FLASHING COVER WIDTHS.		
	SITUATION 1	SITUATION 2
	1. LOW, MEDIUM, HIGH WIND ZONES 2. ROOF PITCH ≥ 10°	1. VERY HIGH WIND ZONE 2. ALL ROOF PITCHES
Y	AT LEAST TWO CRESTS	AT LEAST TWO CRESTS
Z	MIN. 50mm	MIN. 70mm
	SITUATION 3	
	1. EXTRA HIGH WIND ZONE 2. ALL ROOF PITCHES	
Y	AT LEAST TWO CRESTS	
Z	MIN. 90mm	
PLEASE REFER TO E2 FOR FUTURE INFORMATION ON FLASHING COVER WIDTHS.		

- BUILDING PAPER IS THE COMMON GENERIC NAME FOR PERMEABLE ROOF AND WALL UNDERLAYS. PLEASE REFER TO NZBC E2/AS1 AND MRM CODE OF PRACTICE VERSION 2.2 /2012.

DISCLAIMER:
All details are to be used for indicative purposes only and the designer should consult both the MRM code of practice version 2.2 /2012, E2 and all other relevant building codes
Details of the supporting mechanisms are indicative only. Compliance of the supporting mechanisms is the responsibility of the designer. Construction detail can vary for wall cladding. The underlay is detailed as a single line for simplicity and is indicative only. Building paper type and method of installation should comply with underlay manufacturers recommendations and NZBC regulations.



Metcom 930

BARGE OVERHANG
COMMERCIAL ROOFING

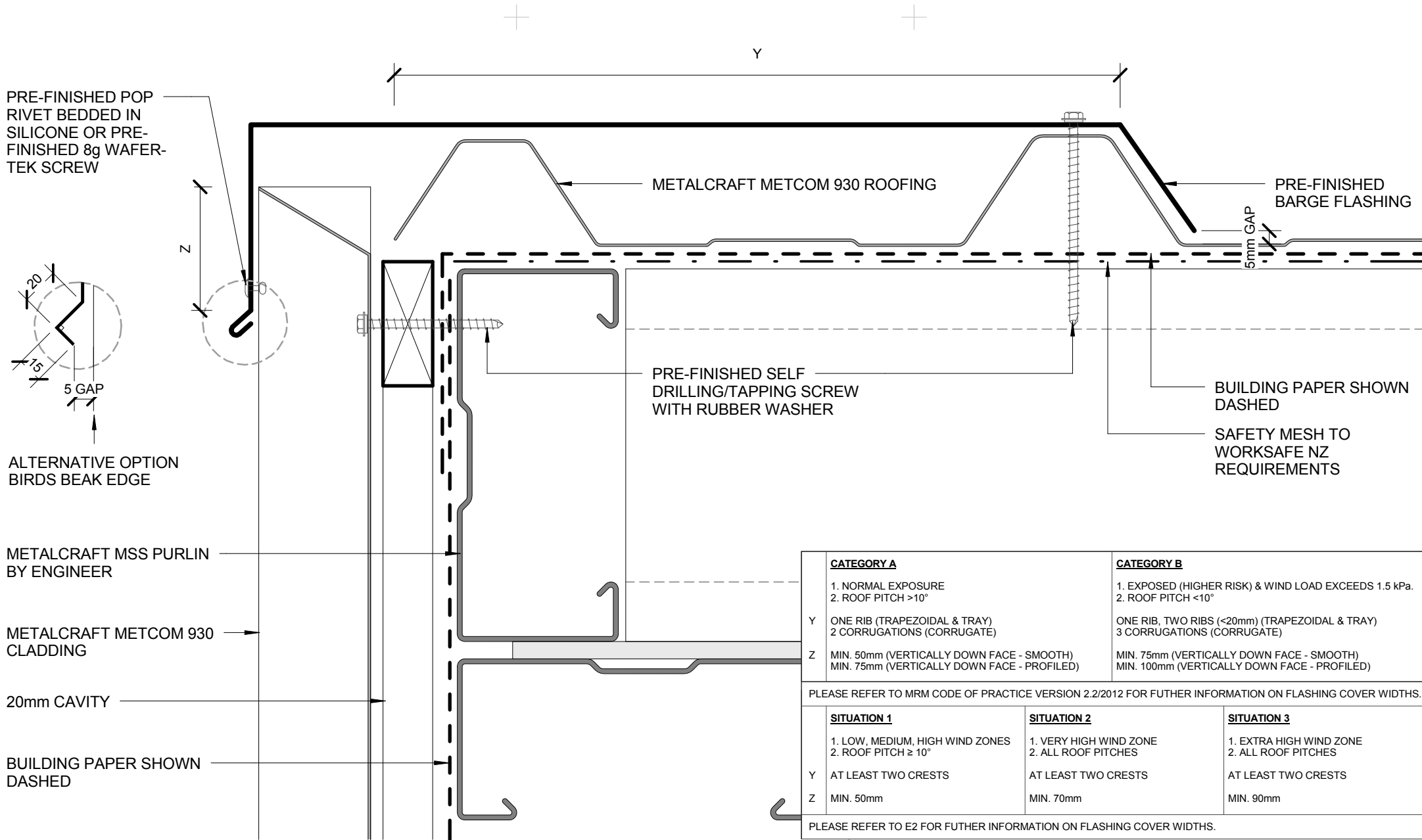
Reference CRMCM930

Date 2014

Scale 1 : 2

Sheet

06 / 14



- BUILDING PAPER IS THE COMMON GENERIC NAME FOR PERMEABLE ROOF AND WALL UNDERLAYS. PLEASE REFER TO NZBC E2/AS1 AND MRM CODE OF PRACTICE VERSION 2.2 /2012.

DISCLAIMER:
All details are to be used for indicative purposes only and the designer should consult both the MRM code of practice version 2.2 /2012, E2 and all other relevant building codes
Details of the supporting mechanisms are indicative only. Compliance of the supporting mechanisms is the responsibility of the designer. Construction detail can vary for wall cladding. The underlay is detailed as a single line for simplicity and is indicative only. Building paper type and method of installation should comply with underlay manufacturers recommendations and NZBC regulations.

BARGE WITH PROFILED CLADDING

COMMERCIAL ROOFING

Metcom 930

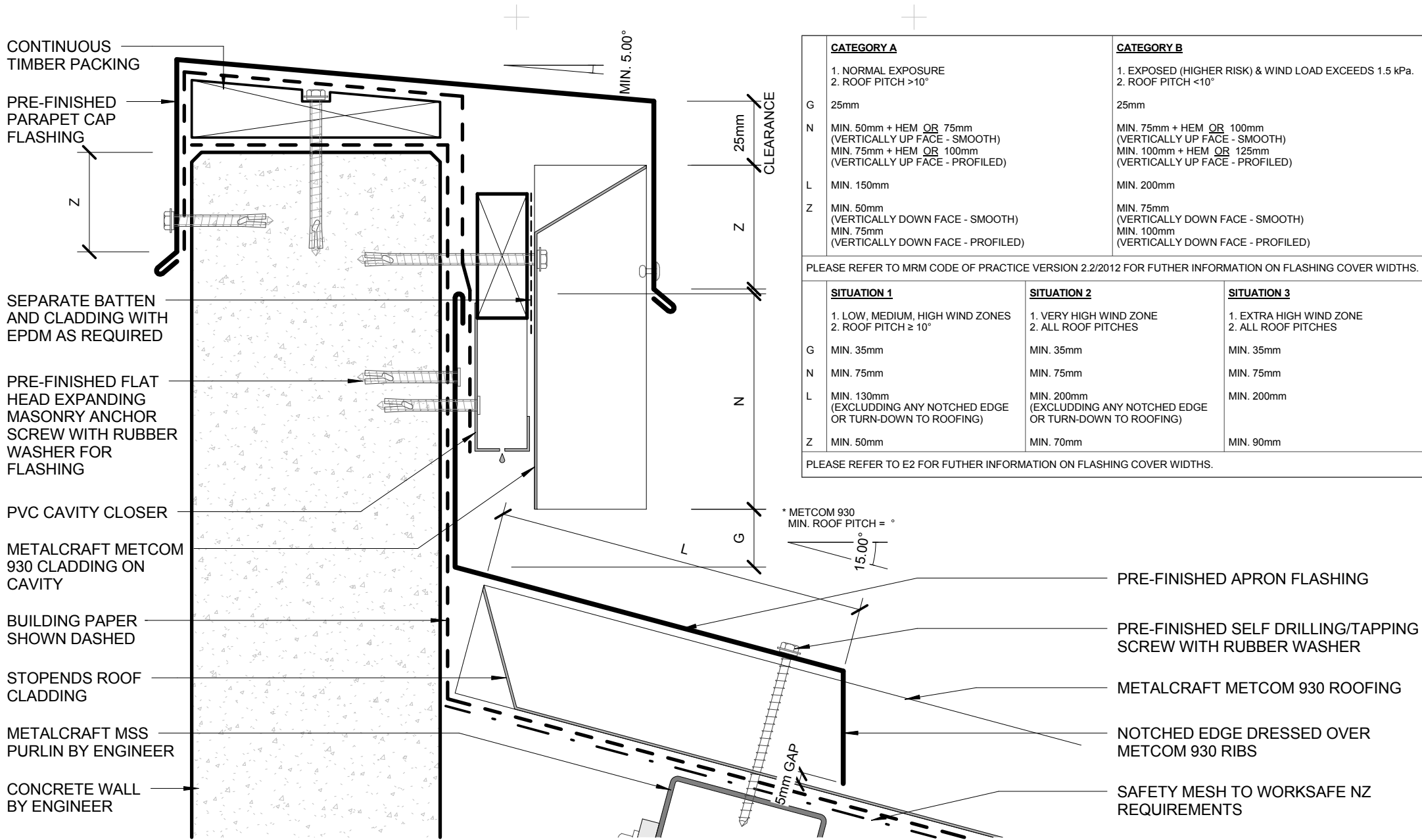
Reference CRMCM930

Date 2014

Scale 1 : 2

Sheet

07 / 14



	CATEGORY A	CATEGORY B
	1. NORMAL EXPOSURE 2. ROOF PITCH >10°	1. EXPOSED (HIGHER RISK) & WIND LOAD EXCEEDS 1.5 kPa. 2. ROOF PITCH <10°
G	25mm	25mm
N	MIN. 50mm + HEM OR 75mm (VERTICALLY UP FACE - SMOOTH) MIN. 75mm + HEM OR 100mm (VERTICALLY UP FACE - PROFILED)	MIN. 75mm + HEM OR 100mm (VERTICALLY UP FACE - SMOOTH) MIN. 100mm + HEM OR 125mm (VERTICALLY UP FACE - PROFILED)
L	MIN. 150mm	MIN. 200mm
Z	MIN. 50mm (VERTICALLY DOWN FACE - SMOOTH) MIN. 75mm (VERTICALLY DOWN FACE - PROFILED)	MIN. 75mm (VERTICALLY DOWN FACE - SMOOTH) MIN. 100mm (VERTICALLY DOWN FACE - PROFILED)

PLEASE REFER TO MRM CODE OF PRACTICE VERSION 2.2/2012 FOR FURTHER INFORMATION ON FLASHING COVER WIDTHS.

	SITUATION 1	SITUATION 2	SITUATION 3
	1. LOW, MEDIUM, HIGH WIND ZONES 2. ROOF PITCH ≥ 10°	1. VERY HIGH WIND ZONE 2. ALL ROOF PITCHES	1. EXTRA HIGH WIND ZONE 2. ALL ROOF PITCHES
G	MIN. 35mm	MIN. 35mm	MIN. 35mm
N	MIN. 75mm	MIN. 75mm	MIN. 75mm
L	MIN. 130mm (EXCLUDING ANY NOTCHED EDGE OR TURN-DOWN TO ROOFING)	MIN. 200mm (EXCLUDING ANY NOTCHED EDGE OR TURN-DOWN TO ROOFING)	MIN. 200mm
Z	MIN. 50mm	MIN. 70mm	MIN. 90mm

PLEASE REFER TO E2 FOR FURTHER INFORMATION ON FLASHING COVER WIDTHS.

* METCOM 930
MIN. ROOF PITCH = °
15.00°

- BUILDING PAPER IS THE COMMON GENERIC NAME FOR PERMEABLE ROOF AND WALL UNDERLAYS. PLEASE REFER TO NZBC E2/AS1 AND MRM CODE OF PRACTICE VERSION 2.2 /2012.

* - PLEASE REFER TO MRM CODE OF PRACTICE VERSION 2.2 /2012 AS MINIMUM PITCH WILL INCREASE DEPENDING ON SHEET LENGTH.

DISCLAIMER:
All details are to be used for indicative purposes only and the designer should consult both the MRM code of practice version 2.2/2012, E2 and all other relevant building codes
Details of the supporting mechanisms are indicative only. Compliance of the supporting mechanisms is the responsibility of the designer. Construction detail can vary for wall cladding. The underlay is detailed as a single line for simplicity and is indicative only. Building paper type and method of installation should comply with underlay manufacturers recommendations and NZBC regulations.

PARAPET WITH TRANSVERSE APRON
COMMERCIAL ROOFING



Metcom 930

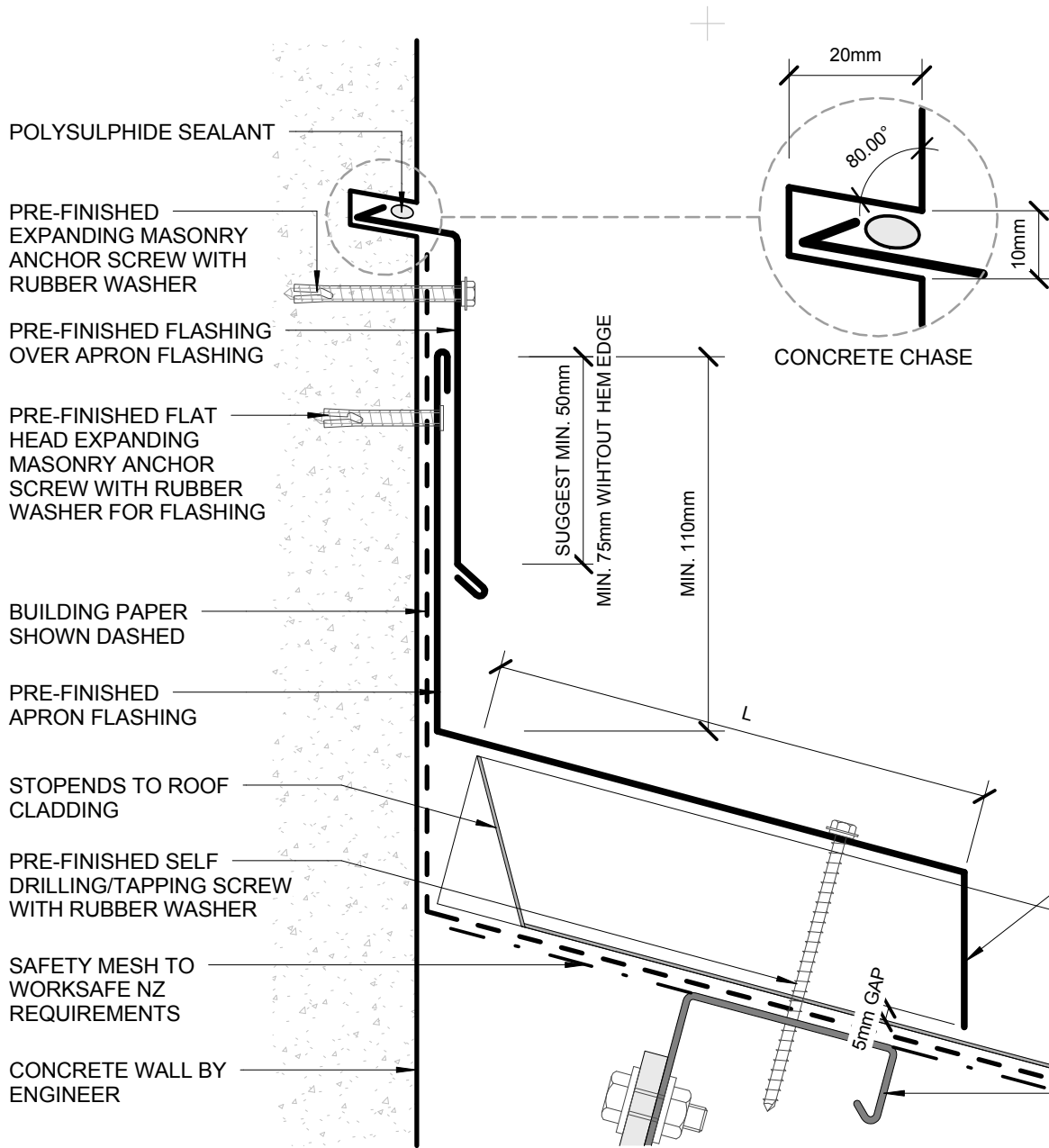
Reference CRMCM930

Date 2014

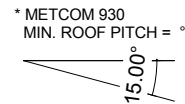
Scale 1 : 2

Sheet

08 / 14



CATEGORY A		CATEGORY B	
1. NORMAL EXPOSURE 2. ROOF PITCH >10°		1. EXPOSED (HIGHER RISK) & WIND LOAD EXCEEDS 1.5 kPa. 2. ROOF PITCH <10°	
L	MIN. 150mm	MIN. 200mm	
PLEASE REFER TO MRM CODE OF PRACTICE VERSION 2.2/2012 FOR FURTHER INFORMATION ON FLASHING COVER WIDTHS.			
SITUATION 1		SITUATION 2	SITUATION 3
1. LOW, MEDIUM, HIGH WIND ZONES 2. ROOF PITCH ≥ 10°		1. VERY HIGH WIND ZONE 2. ALL ROOF PITCHES	1. EXTRA HIGH WIND ZONE 2. ALL ROOF PITCHES
L	MIN. 130mm (EXCLUDING ANY NOTCHED EDGE OR TURN-DOWN TO ROOFING)	MIN. 200mm (EXCLUDING ANY NOTCHED EDGE OR TURN-DOWN TO ROOFING)	MIN. 200mm
PLEASE REFER TO E2 FOR FURTHER INFORMATION ON FLASHING COVER WIDTHS.			



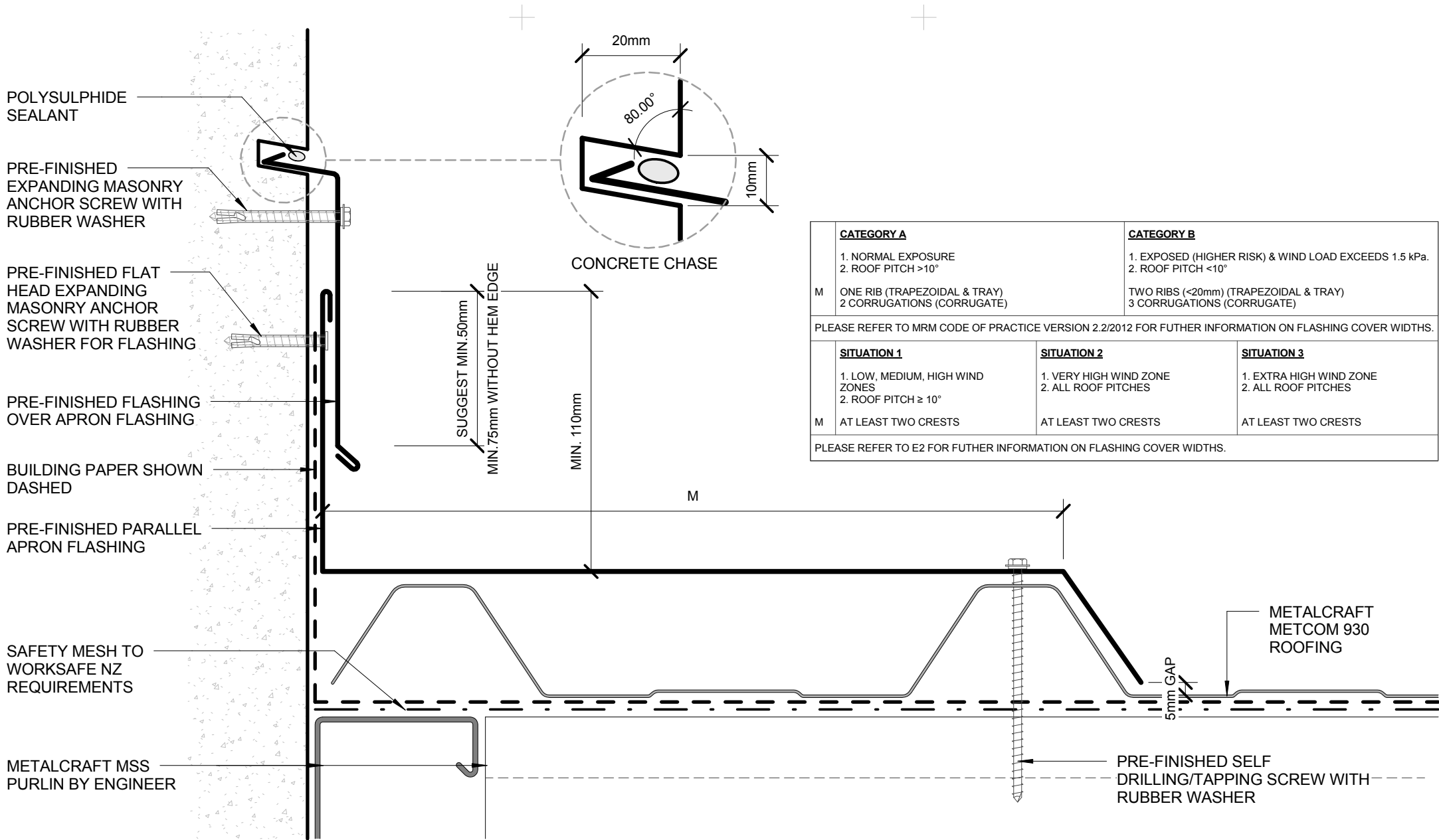
- BUILDING PAPER IS THE COMMON GENERIC NAME FOR PERMEABLE ROOF AND WALL UNDERLAYS. PLEASE REFER TO NZBC E2/AS1 AND MRM CODE OF PRACTICE VERSION 2.2 /2012.

* - PLEASE REFER TO MRM CODE OF PRACTICE VERSION 2.2 /2012 AS MINIMUM PITCH WILL INCREASE DEPENDING ON SHEET LENGTH.

DISCLAIMER:
All details are to be used for indicative purposes only and the designer should consult both the MRM code of practice version 2.2 /2012, E2 and all other relevant building codes
Details of the supporting mechanisms are indicative only. Compliance of the supporting mechanisms is the responsibility of the designer. Construction detail can vary for wall cladding. The underlay is detailed as a single line for simplicity and is indicative only. Building paper type and method of installation should comply with underlay manufacturers recommendations and NZBC regulations.

NOTCHED EDGE DRESSED OVER METCOM 930 RIBS
METALCRAFT METCOM 930 ROOFING
METALCRAFT MSS PURLIN BY ENGINEER

TRANSVERSE APRON COMMERCIAL ROOFING



CATEGORY A		CATEGORY B
1. NORMAL EXPOSURE 2. ROOF PITCH >10°		1. EXPOSED (HIGHER RISK) & WIND LOAD EXCEEDS 1.5 kPa. 2. ROOF PITCH <10°
M	ONE RIB (TRAPEZOIDAL & TRAY) 2 CORRUGATIONS (CORRUGATE)	TWO RIBS (<20mm) (TRAPEZOIDAL & TRAY) 3 CORRUGATIONS (CORRUGATE)
PLEASE REFER TO MRM CODE OF PRACTICE VERSION 2.2/2012 FOR FURTHER INFORMATION ON FLASHING COVER WIDTHS.		
SITUATION 1	SITUATION 2	SITUATION 3
1. LOW, MEDIUM, HIGH WIND ZONES 2. ROOF PITCH ≥ 10°	1. VERY HIGH WIND ZONE 2. ALL ROOF PITCHES	1. EXTRA HIGH WIND ZONE 2. ALL ROOF PITCHES
M	AT LEAST TWO CRESTS	AT LEAST TWO CRESTS
PLEASE REFER TO E2 FOR FURTHER INFORMATION ON FLASHING COVER WIDTHS.		

- BUILDING PAPER IS THE COMMON GENERIC NAME FOR PERMEABLE ROOF AND WALL UNDERLAYS. PLEASE REFER TO NZBC E2/AS1 AND MRM CODE OF PRACTICE VERSION 2.2 /2012.

DISCLAIMER:
All details are to be used for indicative purposes only and the designer should consult both the MRM code of practice version 2.2 /2012, E2 and all other relevant building codes. Details of the supporting mechanisms are indicative only. Compliance of the supporting mechanisms is the responsibility of the designer. Construction detail can vary for wall cladding. The underlay is detailed as a single line for simplicity and is indicative only. Building paper type and method of installation should comply with underlay manufacturers recommendations and NZBC regulations.



Metcom 930

PARALLEL APRON
COMMERCIAL ROOFING

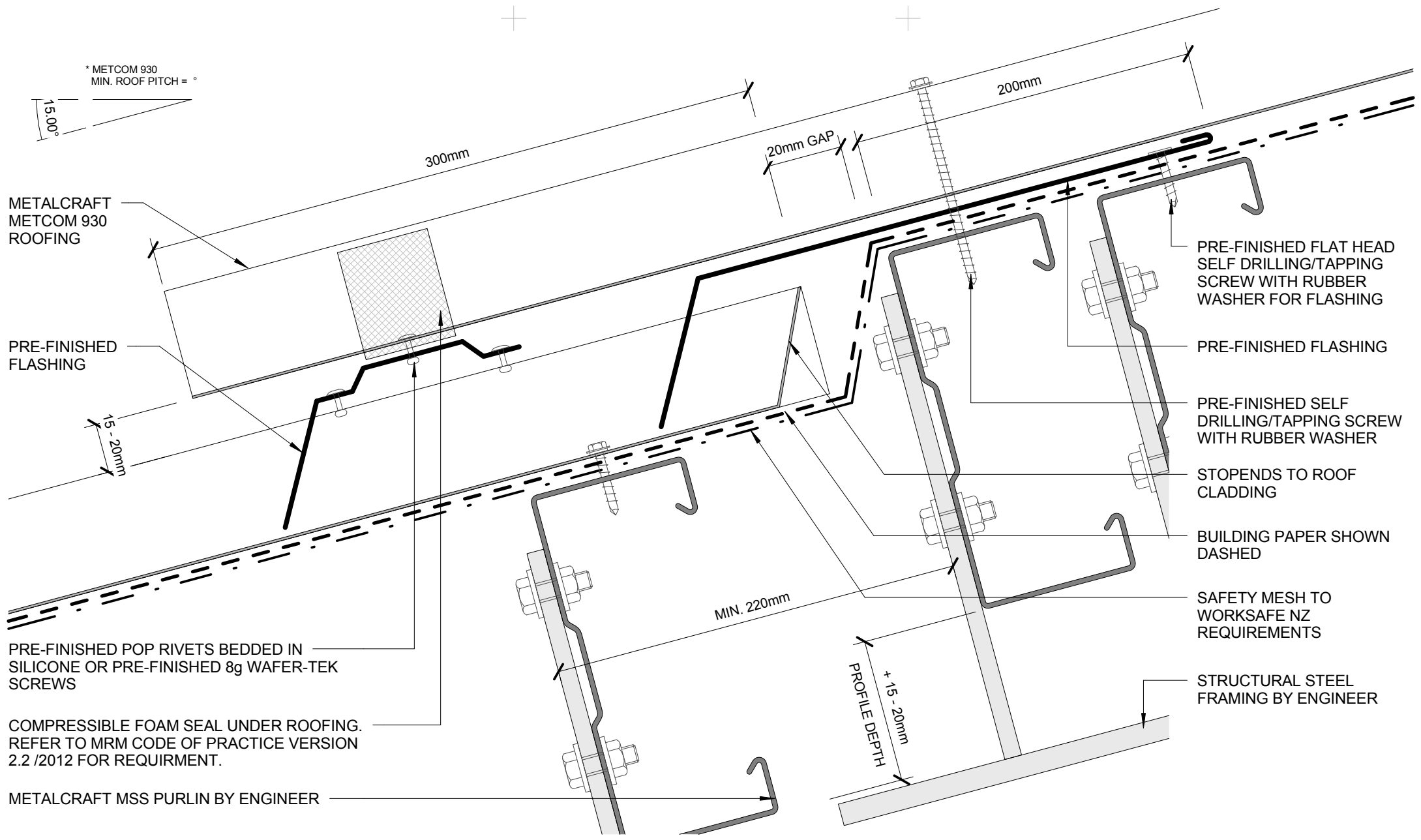
Reference CRMCM930

Date 2014


Scale 1 : 2

Sheet

10 / 14



* METCOM 930
MIN. ROOF PITCH = °



METALCRAFT
METCOM 930
ROOFING

PRE-FINISHED
FLASHING

15 - 20mm

PRE-FINISHED POP RIVETS BEDDED IN
SILICONE OR PRE-FINISHED 8g WAFER-TEK
SCREWS

COMPRESSIBLE FOAM SEAL UNDER ROOFING.
REFER TO MRM CODE OF PRACTICE VERSION
2.2 /2012 FOR REQUIREMENT.

METALCRAFT MSS PURLIN BY ENGINEER

300mm

20mm GAP

200mm

PRE-FINISHED FLAT HEAD
SELF DRILLING/TAPPING
SCREW WITH RUBBER
WASHER FOR FLASHING

PRE-FINISHED FLASHING

PRE-FINISHED SELF
DRILLING/TAPPING SCREW
WITH RUBBER WASHER

STOPENDS TO ROOF
CLADDING

BUILDING PAPER SHOWN
DASHED

SAFETY MESH TO
WORKSAFE NZ
REQUIREMENTS

STRUCTURAL STEEL
FRAMING BY ENGINEER

MIN. 220mm

PROFILE DEPTH
+ 15 - 20mm

- BUILDING PAPER IS THE COMMON GENERIC NAME FOR PERMEABLE
ROOF AND WALL UNDERLAYS. PLEASE REFER TO NZBC E2/AS1 AND
MRM CODE OF PRACTICE VERSION 2.2 /2012.

* - PLEASE REFER TO MRM CODE OF PRACTICE VERSION 2.2 /2012 AS
MINIMUM PITCH WILL INCREASE DEPENDING ON SHEET LENGTH.

DISCLAIMER:
All details are to be used for indicative purposes only and the designer should consult both the MRM
code of practice version 2.2 /2012, E2 and all other relevant building codes
Details of the supporting mechanisms are indicative only. Compliance of the supporting mechanisms
is the responsibility of the designer. Construction detail can vary for wall cladding. The underlay is
detailed as a single line for simplicity and is indicative only. Building paper type and method of
installation should comply with underlay manufacturers recommendations and NZBC regulations.

Metcom 930

Reference CRMCM930

Date 2014

Scale 1 : 2

ROOF STEP
COMMERCIAL ROOFING

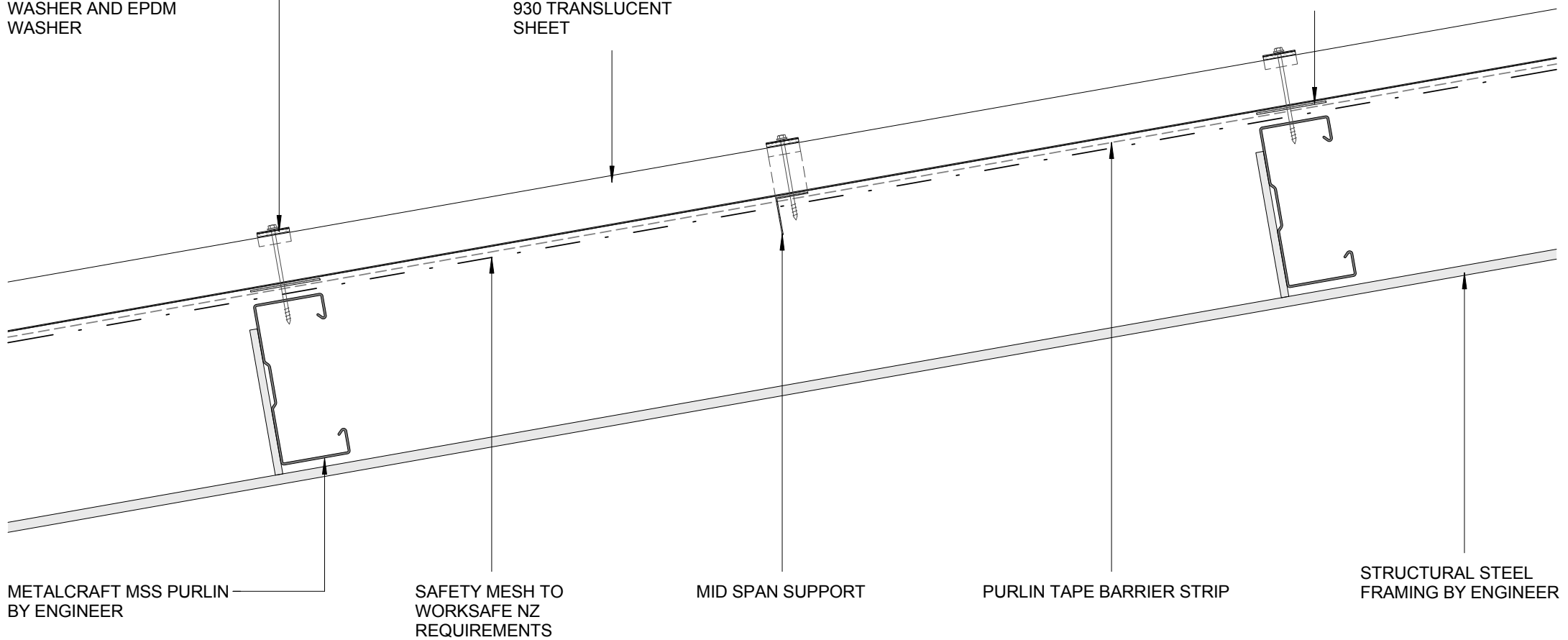
Sheet 11 / 14



FIXING WITH PROFILED
WASHER AND EPDM
WASHER

METALCRAFT METCOM
930 TRANSLUCENT
SHEET

PURLIN PROTECTION



METALCRAFT MSS PURLIN
BY ENGINEER

SAFETY MESH TO
WORKSAFE NZ
REQUIREMENTS

MID SPAN SUPPORT

PURLIN TAPE BARRIER STRIP

STRUCTURAL STEEL
FRAMING BY ENGINEER

- BUILDING PAPER IS THE COMMON GENERIC NAME FOR PERMEABLE
ROOF AND WALL UNDERLAYS. PLEASE REFER TO NZBC E2/AS1 AND
MRM CODE OF PRACTICE VERSION 2.2 /2012.

DISCLAIMER:
All details are to be used for indicative purposes only and the designer should consult both the MRM
code of practice version 2.2 /2012, E2 and all other relevant building codes
Details of the supporting mechanisms are indicative only. Compliance of the supporting mechanisms
is the responsibility of the designer. Construction detail can vary for wall cladding. The underlay is
detailed as a single line for simplicity and is indicative only. Building paper type and method of
installation should comply with underlay manufacturers recommendations and NZBC regulations.

TRANSLUCENT SHEETS - LONG SECTION COMMERCIAL ROOFING

Metcom 930

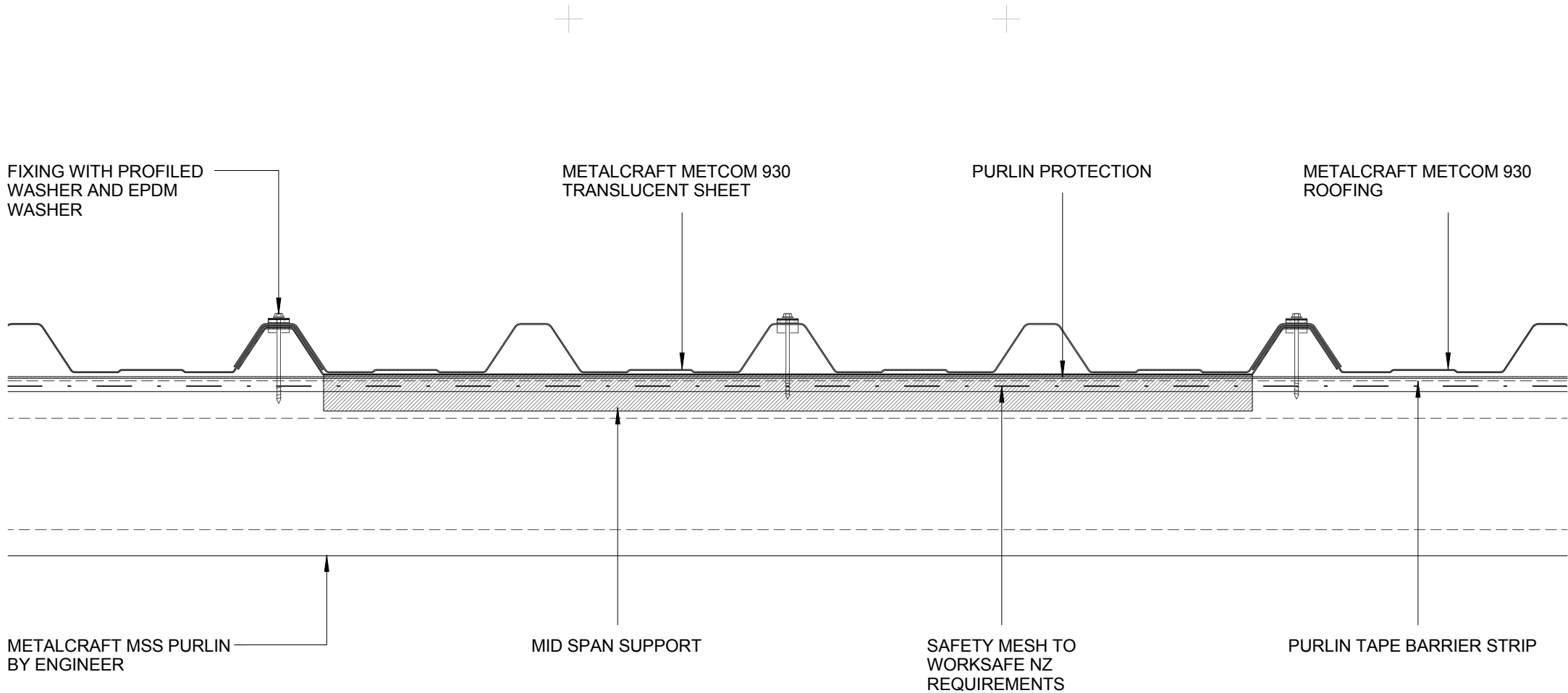
Reference CRMCM930

Date 2014

Scale 1 : 5

Sheet

12 / 14



- BUILDING PAPER IS THE COMMON GENERIC NAME FOR PERMEABLE ROOF AND WALL UNDERLAYS. PLEASE REFER TO NZBC E2/AS1 AND MRM CODE OF PRACTICE VERSION 2.2 /2012.

DISCLAIMER:
 All details are to be used for indicative purposes only and the designer should consult both the MRM code of practice version 2.2 /2012, E2 and all other relevant building codes
 Details of the supporting mechanisms are indicative only. Compliance of the supporting mechanisms is the responsibility of the designer. Construction detail can vary for wall cladding. The underlay is detailed as a single line for simplicity and is indicative only. Building paper type and method of installation should comply with underlay manufacturers recommendations and NZBC regulations.

TRANSLUCENT SHEETS - CROSS COMMERCIAL ROOFING

Metcom 930

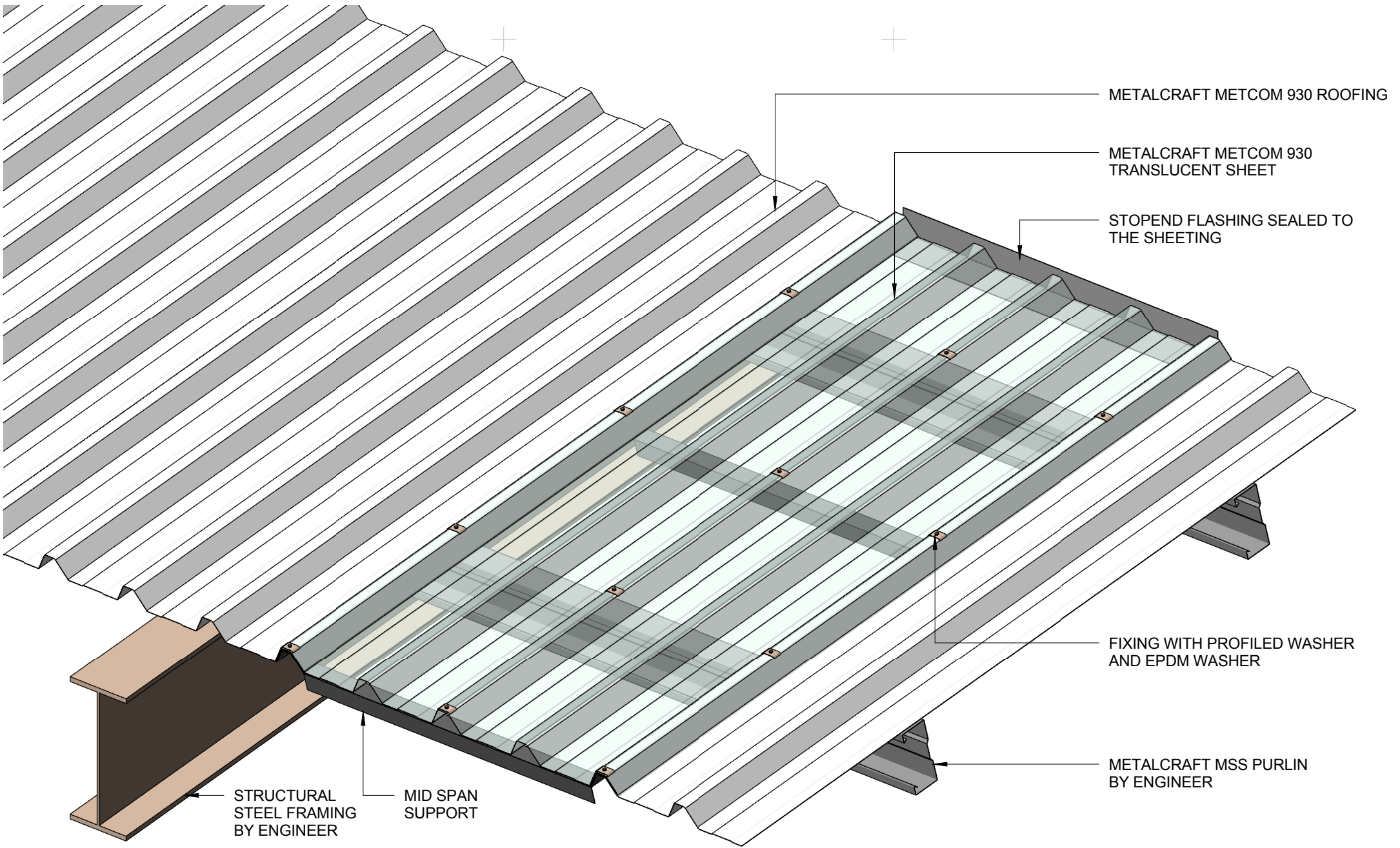
Reference CRMCM930

Date 2014

Scale 1 : 5

Sheet

13 / 14



3D TRANSLUCENT SHEETS COMMERCIAL ROOFING